

**People will not look forward to posterity, who never look backward to their ancestors.**

**Edmund Burke 1729-1797**

---

**Table of Contents**

Table of Contents . . . . . 1

Introduction . . . . . 3

CHAPTER 1  
Rank of the Australian Army . . . . . 5

CHAPTER 2  
Dress of the Australian Army . . . . . 19

CHAPTER 3  
Ceremonial Traditions of the Australian Army . . . . . 35

CHAPTER 4  
Other Information on the Australian Army . . . . . 65

CHAPTER 5  
Barracks and Lines of the Australian Army . . . . . 89

CHAPTER 6  
Corps and Regimental Badges of the Australian Army . . . . . 95

CHAPTER 7  
Badges of Corps and Regiments since Disbanded or Amalgamated. . . . . 157

CHAPTER 8  
Unit Formations. . . . . 173

CHAPTER 9  
Military Skills, Trade and Other Badges . . . . . 195



## Introduction

Many of the Australian Army's customs have been handed down from the British Army but this is to be expected. Most of life's customs are traditionally passed down through the family connection and the Australian Army is no different, for it was conceived from the British Army and is therefore family.

Nevertheless these customs have served the Australian Army well over the years and have proven their worth; they are now as much a part of our Army as they are of the British Army. In many ways customs are the valuable foundation of a unit or a corps; they are the *esprit-de-corps*, and they cannot be counted in terms of dollars; they are far more important than that. In the words of a famous general of the 1990s "...customs and traditions install a sense of belonging in the lives of young soldiers."<sup>1</sup> A custom is a practice, a mode of behaviour or, it could be said, a particular way of acting in a given set of circumstances; a tradition is the passing down over time of a custom.

This book is presented in nine chapters. The first deals with the rank system within the Australian Army touching on some special appointments such as the regimental sergeant-major (RSM) and the adjutant. The second chapter describes some of the many items and embellishments of dress within the Army, whilst the third chapter examines the background to the Army's ceremonial traditions. Chapter 4 explains many of the Army's customs and other 'odds and sods' that are part and parcel of the Australian Army's everyday life.

Chapter 5 covers the origins of barrack and unit names. Here I have dealt with some names in more detail than others and there are a couple of reasons for this. Where there is a name that is well known, or where it is easy to track down other publications dealing with a particular name, I have just touched upon the origin, however, if the subject is rather obscure I have provided some basic background information. The various battles and areas of operations are stories in themselves and are far too complicated to be briefly described here. The idea is to give the reader a background to the name, not a history of it.

Chapter 6 describes the current corps and regimental badges of the Australian Army (including a very brief corps/regimental background history to each corps/regiment). Again the aim is not to go into the full and sometimes complicated history of the corps or regiment but simply some explanation to their origins. The seventh chapter shows the badges of corps and regiments which have over the years been removed from the Order of Battle. It also lists the many infantry regiments which have been either disbanded or amalgamated into various state infantry regiments.

---

1. Colin Powell *A Soldier's Way* p. 57

Chapter 8 deals with the unit and formation emblems of the Army. These are not headdress badges but they appear on unit signs and documentation. The final chapter covers the trade and military skill badges worn on the Australian Army uniform.

In putting together this information I would like to thank the following for allowing me to publish extracts from various articles and publications:

Colonel R.J. Margetts (the Director of Infantry): the Infantry Centre's "Military Traditions and Customs"; Kaye & Ward: Major Lawrence Gordon's "Military Origins"; Gale and Polden: Major T.J. Edwards' "Regimental Badges"; Colonel R.W. Howell, (the Directorate of Military Studies): John Mordike's "An Army for a Nation"; Brigadier P.J.F. Painter (the Royal Artillery Institution): Major D. Rollo's "Gun Salutes"; the Minister of Public Works and Government Services, Canada (1997): E.C. Russell's "Customs and Traditions of the Canadian Armed Forces"; and Colonel J. Bastiaan: "The Australian Unknown Soldier" (After the Battle);

I would also like to thank the following for their advice and assistance:

the Australian War Memorial (especially Mr Gary Oakely); the School of Armour; Lieutenant Colonel Adams of the Royal Australian Army Nursing Corps; Mr Gary Moss for his drawing skills; Major M.H. McCombe of the Queen Alexandra's Royal Army Nursing Corps; Sir Conrad Swan and his staff at the College of Arms; Mrs S.K. Hopkins of the National Army Museum, Chelsea; Mr R.G. Button of Wilkinson Sword in London; Mr David Fletcher of The Tank Museum, Bovington; the Army Historical Branch of the British Ministry of Defence; Warrant Officer Class One (RSM) Jack Selmes and his warrant officers and NCOs from the Corps of Staff Cadets, Royal Military College, Duntroon; Lieutenant Colonel A.A. Sillcock; Warrant Officer Class One (BSM) Steve Hladio; Sergeant Phill Vavasour, Corporal Darren Hilder and especially Sergeant Jason Silsbury for the majority of the photographs; the many corps and unit regimental sergeant-majors, adjutants, and independent sub-unit sergeant-majors for supplying me with information; and Warrant Officers Class One (RSMs) John Wilson, Steve Griffiths, Anthony Reid and Clem Russell, Lieutenant Colonels Mike Phelps and Greg Molyneux, and Squadron Leader Rowley Tompsett.

A very special thanks to warrant Officer Class One (RSM) Brian Boughton, Lieutenant Colonel Don Lowe, Majors Gary Matherson and Dale Bradshaw and Brigadier Peter Kilpatrick for their invaluable guidance, advice, support and assistance.

Any mistakes of fact within this publication are solely mine.

CHRISTOPHER JOBSON

## CHAPTER 1

### Rank In The Australian Army

#### *Australian Army Badges Of Rank*

The matter of badges of rank is anything but simple, particularly when dealing with the officers, and could very easily be the subject of a book in itself. Well into the latter part of the last century, for example, there were different badges of rank for corresponding ranks within different corps. The aim here, however, is to simply give a very brief summary on the history of the badges of rank and then cover the origin of each rank individually.

#### *The Officers*

Going back to the late 18th century, the different styles of epaulettes worn by officers were in themselves badges of rank. However, by 1803 subalterns were wearing a single gold bullion epaulette on their right shoulders. It was decided to change what was then the lieutenant's epaulette bullion tassels to a coarse gold fringe, in order to differentiate between a lieutenant and a captain.

During the period 1822-1855, all general officers wore the same badge of rank, that of a crossed sword and baton but the means of telling the different levels of generals apart lay in their coat buttons. A major general wore two rows of buttons with ten buttons in each row grouped in pairs. Both a lieutenant general and a general wore two rows of nine buttons, with the former having his buttons in groups of three and the latter, evenly spaced. In 1855 a major general wore a star, a lieutenant general a crown and a general wore both a crown and a star. A major's badge of rank was a single star.

The officers star (commonly referred to as a 'pip') is the Star of the Knight Grand Cross of the Military Division of the Most Honourable Order of the Bath, which bears the motto TRIA JUNCTA IN UNO (THREE JOINED INTO ONE)<sup>1</sup>, meaning the union of England, Scotland and Ireland. Prior to 1830 the badge of rank was the Star of the Most Noble Order of the Garter.

This was followed by more changes; the badge of rank for a colonel became a crown and a star, for a lieutenant colonel a crown, and in the case of the artillery, both a captain and a lieutenant wore a silver gunners grenade.

In 1864 the colonel's badge of rank changed yet again, this time to a half inch (13 mm) wide gold lace pattern around his collar, in addition to a silver embroidered crown and star. In the same year the badge of a brigadier

---

1. D. Alastair Campbell *The Dress of the Royal Artillery* p. 113

general was the same collar design as a general, but with no other embellishments. Over the period 1855-1880, the badges for generals were a star for a major general, a crown for a lieutenant general and a general wore both a star and a crown. During the same period a major wore one star.

Another change came in 1857 with a colonel, a lieutenant colonel and a major wearing, respectively, a crown and a star, a crown, and a star; all on a collar surrounded with gold lace and cord. Captains wore a crown and a star and lieutenants wore a crown, both on a collar topped with gold lace and cord on the top only.

1880 saw more changes which have more or less remained constant over the last one hundred years. A field marshal retained his crossed batons, wreath and crown, which came into being in 1736. All generals wore a crossed sword and baton with the addition of a crown and a star for generals, a crown for lieutenant generals and a star for major generals; however, a brigadier general wore no additional embellishments. Colonels wore a crown and two stars, lieutenant colonels a crown and one star, and majors wore a crown. Captains wore two stars, lieutenants wore one star and 2nd lieutenants wore no badge of rank at all. In 1902 captains and lieutenants gained an additional star each (now three and two) and 2nd lieutenants wore one star. The rank of brigadier general was abolished in 1921 to be replaced by that of brigadier and this badge of rank became a crown and three stars.

## *The Other Ranks*

The badges of rank for warrant officers and NCOs were not quite so confusing; however, there were different badges for both trades and ranks. There were, for example, three classes of master gunners; there were bandmasters, regimental quartermaster sergeants and provisional staff sergeant-majors; there were also sergeant trumpeters, to name but a few.

The master gunners 1st class and 2nd class, the staff sergeant-major 1st class, the bandmaster, and the warrant officers class one (those who did not fit into any of the previously mentioned positions) were all warrant officers class one. Whilst it could be said that this is not too different from today (master gunners, RSMs, and some bandmasters, are all warrant officers class one), at least at present all these different positions wear a common badge of rank.

## *The Ranks*

### **Lance Corporal**

The word 'Lance' means just that. In days past mounted soldiers were considered superior to those on foot. When unhorsed in battle, the lance which the ex-mounted man carried indicated his superiority and gave him certain prestige. From 'lance-man-of-foot', as he was called, comes the modern 'lance' rank.

## **Corporal**

Corporal is derived from the French 'caporal', which was originally Italian (capodi) meaning head of a section. The current style of wearing the chevrons by NCOs dates back to 1802 when an instruction was issued in the British Army laying down the style in which 'stripes' were to be worn.

## **Bombardier / Lance Bombardier**

The most junior NCO in artillery was referred to as bombardier, which is derived from an artillery piece called the Bombard (used at the Battle of Crecy in 1346, the first battle in which the English employed artillery). There were problems with the Bombard and at times they could be just as deadly to the detachments as to the enemy, for they were known to blow up as the charge was ignited. Therefore the dangerous task of firing the piece fell to the most junior NCO; hence the rank bombardier. In 1924 the Royal Regiment of Australian Artillery did away with the rank of corporal and replaced it with that of bombardier; the new rank of lance bombardier was then introduced.

## **Sergeant**

The term sergeant dates back centuries to the English feudal system when landowners used serfs from the fields to fight battles. The sons and personal servants of the landowners were also employed but as a mark of respect they were put in charge of the serfs and others with a lesser station in life. These sons and servants became known as 'servientes', from the Latin 'to serve'. In time the term became sergeant.

## **Staff Sergeant/Colour Sergeant**

The rank of staff sergeant was often given to the eldest son of the most powerful of the landowners and he was selected to carry the Coat-of-Arms into battle. The banner bearing his heraldic device was raised on a pole or a staff. The rank of colour sergeant was introduced into the British Army in 1813 as the protector of the ensign and the Colour. There is no such rank in the Australian Army except at the Royal Military College Duntroon, where it is a rank within the Corps of Staff Cadets. The escorts in a Colour Party are often staff sergeants and for ceremonial occasions, when Colours are on parade, they are referred to as the colour sergeants.

## **Warrant Officer (Sergeant-Major)**

The regimental sergeant-major (RSM) is the senior soldier within an organisation (ie. a regiment, battalion, brigade, division or command) and he works to and advises the commanding officer, or commander. He is responsible for discipline, dress and all ceremonial aspects of life within that organisation. In the field he is also responsible for the re-supply of ammunition. The RSM is the custodian of the unit's customs and traditions.

The title sergeant-major was originally the rank of today's major and denoted the staff officer of a regiment. The title fell into disuse towards the end of the 17th century when the word 'sergeant' was deleted but in 1797 it was decided to post the senior soldier of units to the headquarters and thus the appointment of sergeant-major was officially incorporated into the



establishment of the British Army. Over the years the title was further defined by the addition of the word 'regimental'.

In the early 1800s the sergeant-major wore four chevrons and by the 1840s the crown was added to the top of the chevrons. In 1881 sergeant-majors were given warrant rank and the badge of rank was a crown which was worn on the cuff. In 1917 the rank of warrant officer class one was established with the Royal Coat of Arms designated as the badge of rank. The crown was reallocated to warrant officers class two. In the Australian Army the badge for warrant officers class one was replaced by the Australian Coat of Arms in 1976. The position of RSM is an appointment, not a rank; however, all RSMs are warrant officers class one.

The position for wearing the badges of rank of warrant officers changed from the lower forearm to the mid-upper arm at the end of 1996. It should also be noted that the correct terminology is 'warrant officer class 1' or '2', not 1st or 2nd class, and warrant officers are not NCOs, they are officers who hold a warrant.

See also: 'Warrant Officers and Warrants'

## **Lieutenant**

The word comes from the French 'lieu', meaning 'in place of' and the Latin 'tenant', meaning 'holding' (one who holds the place of, or deputises for, another). A lieutenant is the rank below a captain, and deputises for him. The rank of 2nd lieutenant came into being in 1871 replacing that of ensign (or cornet in the cavalry). The rank was phased out of the Australian Regular Army in 1986.

Both lieutenants and captains were referred to as subalterns, whilst majors and above were of 'field rank' but today the term subaltern generally refers only to lieutenants. There is some argument as to the origin of the word; some sources say that it is derived from the French, meaning 'inferior to, or subordinate'.

## **Captain**

Captain is the oldest of all military titles. It is from the Spanish 'captain' which in turn was derived from the Latin 'caput', the head.

## **Major**

The rank of major is discussed under the sub heading of warrant officers.

## **Colonel**

Colonel denotes the superior officer of a regiment. The term is derived from the Italian 'colonello', a little column; so called because he led the 'little column' at the head of a regiment (presumably the Regimental Headquarters).

A lieutenant colonel 'deputises' for a colonel (see: Lieutenant).

## Brigadier

At the end of World War I the British Government told the British Army that it had too many generals and that they were to be reduced in numbers. The Army did just that; it removed the word ‘general’ and was left with fewer generals and, at the same time, had created a ‘new’ rank.

The rank of brigadier general was abolished in the Australian Army in 1921, and it was eventually replaced by that of brigadier in 1929. In the interim titles such as ‘colonel-in-command’, ‘colonel-of-staff’ and ‘colonel-commandant’ were used for officers posted into that level of command.

## General

There has always been some confusion about the different levels of generals, in particular over the matter of a lieutenant general being senior to a major general. However, the definition of ‘lieutenant’ explains how a lieutenant general ‘deputises’ for a general and is therefore senior to a major general.

During the (English) Civil War the Parliamentary Army was commanded by a “captain general” (see Field Marshal ), the cavalry was commanded by a “lieutenant general” and the infantry was commanded by a more junior general called a “sergeant major general”. In time the word “sergeant” was dropped (see Warrant Officers ).

## Field Marshal

The rank of field marshal came into being in 1736 when it replaced that of captain general. The title of captain general was re-introduced in 1950 by His Majesty King George VI, when he expressed his desire to have his title of Colonel-in-Chief of the Royal Regiment of Artillery changed. Today Her Majesty Queen Elizabeth II is the Captain General of the Royal Regiment of Australian Artillery.

### Previous ‘Other Rank’ Rank Structures

RANK	CHEVRONS	DISTINGUISHING BADGES	
		ON JACKET	ON GREATCOATS
<b>Warrant Officer Class One</b>			
Staff Sergeant-Major 1st Class		Royal Coat of Arms within a wreath	
Master Gunner 1st Class		Royal Coat of Arms within a wreath, over a field gun	
Master Gunner 2nd Class		Royal Coat of Arms, over a field gun	
Bandmaster		Lyre (Large)	
Warrant Officer Class One		Royal Coat of Arms	
<b>Warrant Officer Class Two</b>			
Master Gunner 3rd Class		Crown within a wreath, over a field gun	
Staff Sergeant-Major 3rd Class		Crown within a wreath	

*Rank in the Australian Army*

RANK	CHEVRONS	DISTINGUISHING BADGES	
		ON JACKET	ON GREATCOATS
Brigade (or Regimental) Quartermaster-Sergeant			
Armament Quartermaster-Sergeant			
Mechanist Quartermaster-Sergeant			
(Other) Warrant Officers Class Two		Crown	
<b>Non-commissioned Officers</b>			
Provisional Staff Sergeant-Major (1)	4	Crown (above the stripes)	
Bugle-Major (1)		Bugle (above the stripes)	
Trumpet-Major (1)		Crossed trumpets (above the stripes)	
Drum-Major		Lyre (small) (above the stripes)	
Farrier (or wheeler, saddler, or smith) Staff-Sergeant	3		
Squadron (or, battery, troop, or company) Quartermaster-Sergeant			
Armament Staff-Sergeant			
Staff-Sergeant (Australian Army Service, Ordnance, Medical, or Pay Corps)		Crown (above the stripes)	
Armourer Staff-Sergeant		Crown and Crossed hammer and pincers (above the stripes)	Crown (above the stripes)
Band Sergeant		Lyre (small) (above the stripes)	
Sergeant			
Lance Sergeant			
Corporal (2)			
2nd Corporal		1	
Bombardier (2)			
Lance Corporal			
Acting Bombardier			

**Notes:**

1. The ranks of provisional staff sergeant-major, bugle-major, and trumpet-major were later changed to acting staff sergeant-major, sergeant-bugler, and sergeant-trumpeter respectively.
2. In 1924 the Royal Australian Artillery did away with the rank of corporal, replacing it with the rank of bombardier and at the same time introducing the rank of lance bombardier.


**Officers' Badges of Rank**




**Field Marshall**



**General**



**Lieutenant General**




**Major General**




**Brigadier**




**Colonel**




**Lieutenant Colonel**




**Major**



**Captain**



**Lieutenant**




**2nd Lieutenant**

### Uniform Insignia for Governors



**Governor-General of Australia**



**State Governor**


### Other Ranks' Badges of Rank





**Warrant Officer (the RSM of the Army)**




**Warrant Officer Class 1**




**Warrant Officer Class 2**




**Staff Sergeant**



**Sergeant**



**Corporal / Bombardier**



**Lance Corporal / Lance Bombardier**



## *The Private Ranks*

The title of the private soldiers in most corps and regiments within the Australian Army is Private; however, there are some exceptions:

Royal Australian Armoured Corps	Trooper
Royal Regiment of Australian Artillery	Gunner
Royal Australian Engineers	Sapper
Royal Australian Corps of Signals	Signaller
Australian Army Aviation Corps	Trooper
Royal Australian Electrical and Mechanical Engineers	Craftsman
Australian Army Band Corps	Musician
Special Air Service Regiment	Trooper
Regional Force Surveillance Units	Patrolman

## *The Adjutant*

The adjutant is an appointment usually given to a senior captain (however, at times it has been assumed by subalterns or even majors) which confers no additional rank. The duties of the adjutant in barracks consist of attending to the commanding officer's correspondence, the issue of orders to and by his unit, the keeping of officer duty rosters etc. Orders signed by the adjutant are considered to be those of the commanding officer for whom he is really the scribe and mouthpiece; he is the CO's principal staff officer. On operations he is also responsible for the running of the unit command post.

Static units such as garrisons, depots and Army schools also have adjutants whose barracks duties are, to all intents and purposes, the same.

## *Commission*

A Commission, from a military point of view, is a document authorising the holder to perform duties in the service of the State. Commissions are granted by the Governor-General on behalf of the Sovereign and the recipient, in the military sense, is ranked as an officer.

An officer cannot have his Commission revoked except by authority from the Sovereign or the Sovereign's representative (ie the Governor-General). An officer retains a commission for life (technically officers retire, although they may resign their commission, and soldiers take discharge).



**An Officer's Commission**

*Warrant Officers and Warrants*

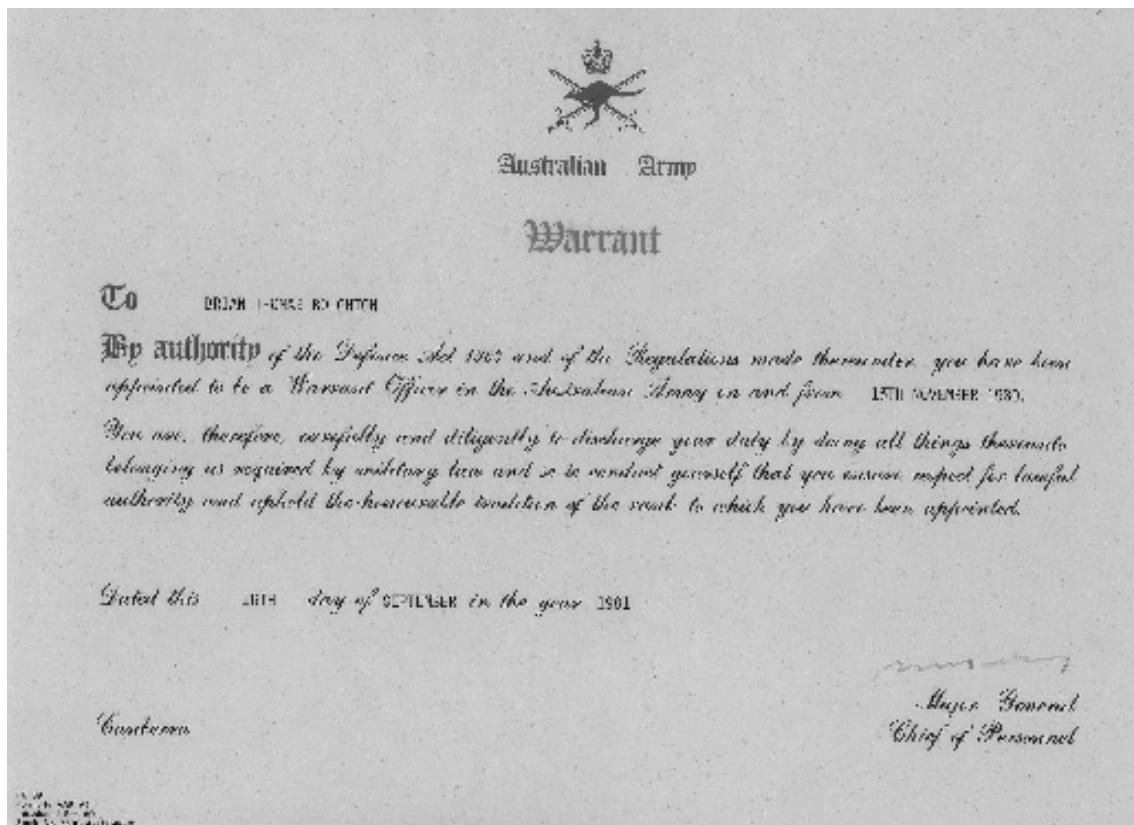
Warrant officers are not NCOs, they are officers by warrant, as opposed to officers by Commission or Non-Commissioned Officers. Warrant Officer is the rank between commissioned officers and non-commissioned officers (NCOs). Commissions were originally granted by the Sovereign to officers who, in turn, could appoint juniors to help them carry out their commission.

Initially authority was given to grant Warrants to certain selected personnel giving them authority whilst performing a particular duty. When it was finished the Warrant expired, so warrant appointments only lasted for a particular campaign. The Sovereign delegated the authority to the Commander-in-Chief to grant these Warrants.

On 20th January 1879, Clause 26 of the (British) Army Circulars was issued. This gave authority to the Secretary of State for War to appoint, by Warrant, "...such officers whose relative position in the Army was senior to all NCOs but inferior to commissioned officers". Shortly afterwards the Airey Committee on Army Reorganisation handed down a number of recommendations which included "...the institution of a class of warrant officers...". The Secretary then set in place "...a class of warrant officers intermediate between commissioned officers and NCOs. This class [is to] include all RSMs and other sergeant-majors".<sup>2</sup>

The urgent needs of the Great War resulted in the introduction of an additional level of warrant officer in 1915 and warrant officers were from then on identified as either Class 1 or Class 2. On promotion to Warrant Officer Class 2, the soldier was presented with a Warrant and he was presented with another on his promotion to Class 1. This practice ceased in 1938, with Army Order 155, and from that time on the one Warrant covered both ranks.

Today in the Australian Army a Warrant is granted under the authority of the Defence Act of 1903. Warrants were signed by the Chief of Personnel; however, they are now signed by the Chief of Army.



**A Warrant Officer's Warrant**

2. British Under Secretary of State for War letter dated 24th February 1881

## **CHAPTER 2**

### **Dress of the Australian Army**

#### *The Lanyard*

The lanyard had a genuine purpose in war. It was originally a piece of cord approximately a metre in length, used to secure a jack-knife which was issued to both the artillery and the cavalry. The knife had a number of uses. The blade was for cutting loose horses which became entangled in the head and heel ropes of the picket lines, and the spike of the knife was used as a hoof pick for the removal of stones from horses' hooves. A fuze key was also attached to the lanyard.

Hanging loose, the lanyard soon became dirty and for the day-to-day barrack routine it looked out of place on an otherwise smart uniform; so for peace-time purposes the lanyard was plaited and blanched white to match both the white bandolier and the white waist belt worn by the gunners of the day. The lanyard was worn on the left shoulder with the end, containing both the knife and fuze key, tucked into the left breast pocket.

In 1920 the lanyard was moved to the right shoulder, simply because of the difficult problem of trying to remove the knife from the pocket behind the bandolier. By now the bandolier and the belt, worn with battle dress, had ceased to be white whilst the lanyard remained so. The knife was removed in 1933 and the lanyard then became a straight cord worn purely as an ornamental item of dress. In 1955 it was, for a short time, re-introduced in the plaited style but it quickly went back to the straight lanyard currently worn today.

All corps wear the lanyard on the right shoulder with the exception of 'A' Field Battery of the Royal Regiment of Australian Artillery and the battalions of infantry regiments who wear their lanyards on the left shoulder ('A' Field Battery simply chose not to change in 1920; there is no truth to the story of the Prince of Wales authorising the Battery to wear the lanyard on the left shoulder for services to himself and the Empire). The infantry regiments use different coloured lanyards on the left shoulder to identify their various battalions.

As time has passed, other corps and units have adopted the lanyard as an item of dress, wearing it in their own appropriate corps colours. It is interesting to note that a good many gunners today still wear a lanyard, to which is attached a modern version of the clasp knife, in the field.

There is another item of dress which is often confused with the lanyard and that is the aiguillette. The aiguillette was originally a piece of cord worn by the cavalry, with the sole purpose of tying-up bundles of forage.



**Two Gunner officers wearing their lanyards  
(the officer on the right is from A Field Battery)**

### *The Aiguillette*

The aiguillette is a series of plaited cords worn over the shoulder and looped up to the breast with the ends capped by metal tags. The origin was a piece of cord used for tying-up bundles of forage by cavalrymen. In the course of time aiguillettes became increasingly decorative and decreasingly useful, until finally they were worn only as a mark of distinction by officers on ceremonial occasions.

Today they are worn on ceremonial occasions by officers of the General Staff, their Military Assistants (MAs), Aides-de-Camp (ADCs), other selected officers such as escort officers for visiting foreign senior officers and military attaches.



**An officer wearing the aiguillette in the post of an ADC**

## *The Slouch Hat*

The story of the 'Hat Khaki Fur Felt' goes back to 1885 to the Victorian Mounted Rifles. The Commanding Officer, Colonel Tom Price, had his soldiers turn up the right-hand side of the hat so that his troops, when marching past on ceremonial parades, could (to quote the "book") 'look the inspecting officer in the eye'. The style was picked up by the remainder of the Australian colonial armies in 1890. In time the sides changed with the brim being turned up on the left to assist in small arms drill.



**The 'Slouch Hat' in the general duty  
(side down) position**

## *The Pugaree*

The pugaree takes its name from the Hindu 'pagre', meaning a turban or thin scarf of muslin. The pugaree was worn around the hat, sometimes falling down behind to keep the sun off the neck. It has in its time been worn on the Slouch Hat in many forms but during the First World War a plain khaki cloth band was worn and this style continued until 1929. In 1930 new pugarees were introduced with different coloured folds denoting Arms or Services. During the Second World War a flat pugaree was issued to the Second AIF. The troops serving in the middle east introduced a folded pugaree as a distinguishing mark of active service and in time this style has become the pugaree of today (it is said that the seven folds in the current pugaree represent the six states and the territories of Australia; well, it's a nice story anyway).

Soldiers of the 1st Battalion, the Royal Australian Regiment, wear a jungle green pugaree. It was introduced into the Unit during the Battalion's service in Malaya over the period 1959-61. A local tailor, Mr Mohavved Beseek, was contracted to supply the Unit with pugarees and he did so, making them out of British Army jungle green shirts.<sup>1</sup>

---

1. 1 RAR Regimental History p.2

## *Chin Strap*

The cadets at the Royal Military College Duntroon wear the chin straps on their hats with the buckles on the right-hand side of the face. This custom goes back to the death of Major General Sir William Bridges at Gallipoli in 1915. Bridges was the founder of the College and it is said that when he was shot he had his hat on back-to-front. In respect the cadets at the College turned their hats around (it is also said the General had the two buttons in the back vent of his greatcoat undone, hence the tradition at RMC, when the coat was in service, of the undone buttons).

## *Emu Plumes*

During the Great Shearers Strike of Queensland in 1891, the Queensland Mounted Infantry were called out to aid the civil powers. The QMI patrolled the Western Plains and to defeat boredom the troopers would ride down the emus which, at that time, were in great abundance. It was the Gympie Squadron which first seized on the idea of wearing the feathers in their hats, a design said to be attributed to Lieutenant General Sir Harry Chauvel. Before the strike was ended the entire Regiment was wearing them.

By the early days of the First World War all the Queensland regiments of the Light Horse were wearing the feathers in their hats but in 1915 a non-Queensland brigade, the 3rd Light Horse Brigade, arrived in Egypt wearing the plumes. After a dispute the Minister for Defence, Senator Pearce, ruled that all units of the Australian Light Horse would wear the plumes. Today they are worn by all members of the Royal Australian Armoured Corps.



**An RAAC soldier with his emu plumes**

## *The Black Beret*

Members of the Royal Australian Armoured Corps proudly wear a black beret in preference to the standard Army-issue blue beret. The origin of the “black hat” goes back to the latter days of World War I.

During a British Army Tank Corps dinner held at Bernicourt in 1917, a discussion was held by some officers with regard to what type of uniform the new Corps would wear with the eventual coming of peace. It was decided to adopt the ‘beret Basque’ which was at the time being worn by the Chars d’Assaut (the French tank regiment). The opinion was that the beret, which was black, hid oil stains and was considerably more practical for use with tanks than the khaki peaked cap or the leather helmet. After some debate a suggestion was put forward to, and approved by, HM King George V in March 1924; however the black beret is only worn, in the British Army, by the Royal Tank Regiment. The Royal Australian Armoured Corps was granted approval to wear the beret in August 1944.

The Australian Army and a number of corps within the Army have since adopted colours other than black for their head-dress (eg. The Special Air Service, the commandos, the Military Police to name only a few) but it was the Armour Corps who made the initial change to the beret head-dress.

## *The Sam Browne Belt*

The Sam Browne belt was invented by General Sir Samuel James Browne, VC, when he was a lieutenant colonel serving in India in 1858. During action Browne received two sword cuts; one was across the knee and the other severed his left arm.

From that time onwards Browne found difficulty in drawing his sword from the belt then in service due to the loss of his arm, so he devised a belt which had a supporting shoulder strap. The belt also had a second shoulder strap for use when wearing a pistol. The design was eventually adopted by the British Army during the Boer War and was later taken up by other countries (apart from the countries of the British Empire; it was also worn by numerous armies and police forces around the world including the United States, Germany and France).

The black Sam Browne worn by armoured units (and by the Aviation Corps, who see themselves as the cavalry of the air) is purely an Australian tradition, in keeping with the black beret. Members of the Royal Australian Army Nursing Corps also wear the black Sam Browne.

Today, in the Australian Army, the belt is worn by officers and warrant officers class one on ceremonial occasions and it is also worn daily by both adjutants and RSMs (except when wearing combat uniform).





**An RAAC warrant officer wearing the black beret**



**An RSM wearing the Sam Browne Belt**


## *The Infantry Scarlet Sash*

The Australian Army Infantry Corps adopted the scarlet sash worn by warrant officers class two and senior NCOs from the British Army which has been wearing it since the 17th century. Some were worn around the waist, whilst others were worn over the shoulder.

The sashes were used as badges of rank. However, it is said that they also had a practical purpose, originally being used to drag the wounded from the battle field. Legend also has it that because they became blood stained it was decided that they would be coloured scarlet so as to 'hide' the blood stains.

The British Regiments of Foot had officers wearing silken sashes over the left shoulder and senior NCOs wore worsted sashes over the right shoulder. Today in the Australian Army general officers and officers holding certain appointments wear sashes around their waist when dressed in Ceremonial Dress. Infantry warrant officers class two, senior NCOs and senior cadets at the Royal Military College Duntroon, wear the scarlet sash when on parade, in mess dress and when carrying out regimental duties.

There are many tall stories told in messes about the scarlet sash and its cords (or tassels). Stories of the cords range from their representing British Army campaigns or Army line regiments to their use for counting casualties on the battle field. None of these are true and are often used to leg-pull the newly promoted sergeant.



**A sergeant of the Royal Australian Regiment wearing the red sash**

## *Gorget Patches*

The gorget was originally a piece of armour worn around the neck. When the wearing of armour fell into disuse, the gorget continued to be worn as a badge of rank by officers when on duty. By the time of its abolition in the 1830s it had become merely a small decorative half-moon shaped plate suspended from the collar by cords or ribbons attached to two buttons.

In the course of time the patch of cloth, button and small cord which had supported the gorget became in themselves a distinction, to be worn on the collar in a variety of colours to indicate the wearer's position on the Staff, and were commonly called 'staff tabs'.

Today they are still worn, in scarlet, by full colonels and brigadiers (with a central line of silk gimp in the same colour as the patch) and by generals (with a central line of gold oak-leaf embroidery). Senior officers in the Medical Corps wear a dull cherry patch, Chaplains Department wears purple, and Dental Corps have burnt orange.



**A colonel's gorget patches**

## *The Pace Stick*

The Royal Regiment of Artillery was the originator of the pace stick. It was used by gunners to ensure correct distances between guns on the battle field, thus ensuring the appropriate effective fire.

The original stick was more like a walking stick, with a silver or ivory knob. It could not be manipulated like the modern pace stick as it only opened like a pair of callipers; the infantry then developed the stick to its present configuration as an aid to drill.



**The original stick used by the gunners and the current pace stick**

## *Canes*

Swagger sticks were introduced as an item of commissioned rank equipment in the time of King Charles I (early 17th century) but were used for a much more serious purpose than they are today. At that time all junior officers were empowered to inflict punishment on soldiers for minor offences. Misdemeanours such as sneezing in the ranks, spitting or scratching one's head earned immediate punishment to the tune of twelve strokes across the back.

The item is now an optional piece of equipment that may be carried by officers, warrant officers and senior NCOs. In the majority of cases officers carry a leather covered cane whilst the canes of warrant officers and senior NCOs are either wood or bamboo.



**A senior NCO with his cane**

## *Swords*

There are four types of sword in use within the Australian Army. They are the swords worn by generals, the cavalry sabre, and the artillery and the infantry swords.

The general's sword or, to use its correct title, the Mameluke sword, is a simple design with no pommel (the knob of the sword's hilt or handle). It is a copy of the Turkish or Egyptian 'shamshir', a curved slashing cavalry sword. Mamelukes were a group of Turkish soldiers romanticised in Victorian England; hence the association of the name with the design.

The cavalry sabre worn by the Royal Australian Armoured Corps and the Australian Army Aviation Corps is the British Army's 1912 model. This design, with a fully enclosed 'bowl' guard, was seen as the best between the cut and the thrust type sabres.

The Gunner's sword was introduced into the Royal Artillery in 1788. The Royal Horse Artillery thought the infantry sword of the day was too heavy and was "... good neither for cut nor thrust ...";<sup>2</sup> however, the Light Cavalry pattern sword was preferred due to its "... impetus to the slash as the mounted man flanked past his quarry".<sup>3</sup> The 1822 Light Cavalry sword incorporated a three bar hilt which assisted in making the sword even lighter. The sword underwent some more changes in 1850. The blade of the sword is slightly curved.

---

2. D. Alastair Campbell *The Dress of the Royal Artillery* p.93

3. Brian Robson *Swords of the British Army* p.150

The current Infantry sword is the British Infantry pattern of 1895. The blade has a flat back and an even taper to the cutting edge, so that it is in the form of a wedge.

The sword knot, or leather loop, hangs free on the Cavalry and the Artillery swords; the user would slip the strap over his hand and wrap it around his wrist so that he would not drop and lose the sword whilst in use. The infantry found the dangling knot inconvenient so it was wrapped around the guard to keep it out of the way.

The handles of military swords are covered in shark skin. The skin was introduced because it is a non-slip material and thus ensured that the user didn't lose his grip when both his hand and the weapon became covered in blood.



**A general officer and his Mameluke Sword**



**A Cavalry Sabre**



**An Artillery Sword**



**An Infantry Sword**

### *Unit Colour Patches*

It is thought that the unique Australian Army system of colour patches may have been inspired through the South African Boer War (1899-1902) where some British Army units wore small cloth patches in colours or tartans, appropriate to their regiments, on the pugarees of their pith helmets. In late 1914 an AIF Order provided small flags, nine inches square (23 cm), to be used to mark headquarters and unit lines. These different coloured flags, with some minor changes, were to become the basis of the 1st Division's colour patches.

A 1st Division Order issued in Egypt in March 1915 stated: 'In order to better distinguish the several units of the Division, coloured patches of cloth.....will be worn on the sleeve one inch below the shoulder seam. Except in cases of Headquarters of Brigades and the Divisional Artillery, the Engineers and Army Medical Corps, badges will consist of two colours, the lower indicating the formation, the upper the unit etc. Light Horse (4th Light Horse) and Artillery will be divided diagonally, the others horizontally'.<sup>4</sup> Later the same year a Divisional Standing Order amended the patch detail for the gunners to one patch for all Divisional artillery.

Each brigade within the Division was allocated an identifying colour patch, and this system was then extended to other organisations within the Division. The patches within the Division were worn at the top of both sleeves

---

4. The Australian Army *Colour Patch Register 1915-1949* p. 2-1

of the uniform and, as other divisions of the AIF were formed, they too were allocated distinctive divisional shape patches. Overall about 300 colour patches were authorised for the Army in World War I.

At the outbreak of World War II, and with the raising of the 2nd AIF, it appears that many newly raised units may have initially been authorised to adopt the patches of their numerical forebears of the Great War but some units just went ahead and did so without authority. This resulted in a significant number of units, particularly the infantry battalions, wearing colour patches completely unrelated to those of their 1st AIF namesakes. This problem was corrected in late 1940 with the issue of an appropriate instruction.

The colour patches of World War II were backed by a grey border and as the War continued new shapes came into being; for example, the T-shaped patches of units within the 9th Division in 1943 (which commemorated the major part played by the Division in the siege of Tobruk). By the end of 1944 some 800 colour patches had been introduced into the Army during the War. A small number of patches were also approved for units of the British Commonwealth Occupation Force for Japan in both 1945 and 1946. The Australian colour patch system was discarded in 1949 in favour of the British Army style of shoulder titles.

The colour patch was re-introduced into the Army in 1987 and the British Army style shoulder title was phased out by the end of 1996. Units which could trace their lineage back to either World War I or World War II were granted permission to adopt the appropriate patch (some claims are, however, somewhat shaky). These patches came to be referred to as the 'Series I' colour patch system, as it was then decided to put patches on every unit and organisation within the Army. In 1996 the 'Series II' patches came into service; these were largely based on corps, and in some cases unit, colours. The colour patches are no longer worn on both shoulders, as was the case in the past, but are now positioned on the right-hand side of the pugaree on the 'Slouch' Hat.

A number of the patches of both World Wars were worn on the shoulders as matched pairs; particularly those of the Royal Regiment of Australian Artillery and the Royal Australian Armoured Corps. The patches worn on both the left and the right shoulders looked the same from the front. The patches seen on colour patch charts, or on flags, banners, signs or on letter heads are the patches worn on the left shoulder and the 'leading edge' is facing to the left as seen by the observer. However, the patches that were worn on the right-hand side of the body were a 'mirror image' of that worn on the left. This means that any 'Series I' patch, that has a 'leading edge', is (correctly) worn on the hat 'back-to-front' to that seen on charts and signs etc (there is no 'leading edge' with the 'Series II' patches).





**A member of Army Headquarters and his (Series I) colour patch**

### *Stable Belts*

Stable Dress in the British Army was worn by both the cavalry and the Royal Artillery for stable duties. It was a simplified working dress with a cap and a loose fitting jacket and trousers (usually made out of a coarse material such as canvas). The Stable Belt was introduced as a practical item to keep up the trousers. The buckles were worn over the left hip so as not to scratch and annoy the horse whilst being groomed.

In time the belt was adopted by other corps incorporating coloured stripes with regimental and corps patterns. It is thought that perhaps the coloured girdles worn before World War I may have been the inspiration for the design. The belts became very popular in the British Army during the 1950s, as a colourful item of dress on what was then a very drab uniform.

The belt was adopted by the Australian Army in the late 1970s and went out of service at the end of 1995.



**A Gunner officer wearing the RAA stable belt**



## CHAPTER 3

### Ceremonial Traditions of the Australian Army

#### *The Parade Ground*

After a battle, when retreat was sounded and the unit had re-assembled to call the roll and count the dead, a hollow square was formed. The dead were placed within the square and no one used this area as a thoroughfare. Today the parade ground represents this square, and is symbolic of a sanctuary for a unit's dead. It is deemed to be Hallowed Ground, soaked with the blood of the fallen, and the area is respected as such.



**The parade ground at the Royal Military College Duntroon**

#### *Holding Ground*

The correct terminology for 'Holding Ground' is 'Troops Keeping the Ground'. Today on many unit ceremonial occasions the corners of the parade ground have troops in position 'holding ground'. These soldiers may be equipped with anything from lances to mortars, or even field guns, all facing out. The role of these troops is to 'secure the area', thereby allowing the unit on parade to 'safely perform' its ceremonial duties.

The tradition dates back to the British Hollow Square (the 'square' was just that, a fighting unit lined up in a four-sided formation with a hollow centre; the troops being lined up, shoulder-to-shoulder, three to four ranks deep). When the troops were resting lines of picquets were placed out, at sufficient distances to give early warning of pending attacks, thereby allowing the battalion or regiment time to regroup and fight off the approaching enemy.

## *Feu-de-Joie*

The ceremony of the Feu-de-Joie originated in a demonstration of a new weapon before Her Majesty Queen Elizabeth I. The new matchlock musket had just been adopted as a more 'reliable and handy' weapon than the cumbersome, then current, wheel-lock piece. The musketeers, having completed the long and intricate procedures of loading their weapons, placed their forked rests in place and awaited the order to fire a volley. The order was given but the volley did not happen; the matchlock mechanisms only produced a ragged series of bangs, one after another, up and down the line of troops. The Queen was far from happy and gave her opinion in some rather strong language which made many wish that they were somewhere else.

In time Her Majesty changed her mind, as women are inclined to do, and suggested that the rippled firing be incorporated into a military activity. To ensure an unbroken ripple of fire along the line, troops were formed-up into three ranks, the second rank firing should the soldier in the front rank fail to 'make fire'; if both failed the third rank came into action. This procedure continued until the introduction of the flintlock, a weapon which was sufficiently reliable to ensure an unbroken chain of fire along the ranks.

The new ceremony was given the title 'Joy Sound'; the French Army also adopted the concept for festive occasions and gave it the name Feu-de-Joie. Today it is often seen at ceremonies such as birthday parades and at times it has been performed by units of the Royal Regiment of Australian Artillery using 105mm howitzers.



**The firing of a Feu-de-Joie**

## *The 21 Gun Salute*

From the earliest days, noise has been used to express joy or to honour esteemed personalities. Even today crowds and audiences still show their approval by shouting, cheering and applauding. Military bodies, however, traditionally express such sentiment with fanfares and gun salutes.

The gun salute appears to have originated in the early 14th century and there seem to have been two reasons for it. The first would be for the making of noise to do honour to an important guest. The second was the emptying of guns by firing. This was considered a friendly and trusting gesture, as once fired the guns could not be reloaded easily and quickly; hence an honour was bestowed upon the visitor. It was a sign that the visitor was trusted and considered an ally. One would assume that all pieces were fired on such occasions and hence the term GUN salute rather than ROUND salute.

The origin of the salute is one thing but no one knows why 21 guns were selected. The reason has been lost with time and the custom was not regulated by formal instruction until the early 19th century. It is interesting to note that all salutes are fired with an odd number of guns; a practice possibly related to a superstition of the times. Shakespeare wrote "They say there is divinity in odd numbers ....I hope good luck lies in odd numbers". In the early days of gun salutes, the Royal Navy fired even numbers for funerals whilst odd numbers were fired for the living.

One theory for the origin of the odd numbers comes from the Royal Navy. Warships carried even numbers of guns (in equal numbers on each side of the ship), however, from the gun decks the approaching personage could not be seen, so a poop deck gun was fired by a sentry as a signal for the commencement of the salute. The explanation for the use of odd numbers of guns on land is that the first gun fired was a station time gun which was fired at midday, the same time as salutes generally commenced.

The first formal regulations for salutes were developed by the Royal Navy in 1688 but these only dealt with naval officers. The regulations stipulated 11 guns for a captain, increasing to 19 guns for an admiral. No mention was made of Royalty, but the mathematical progression would lead one to assume that the next rank would warrant a salute of 21.

In 1827 the Board of Ordnance issued a circular ordering 21 chambers to be fired for Royal Salutes from St James' Park and 21 guns and 41 chambers from the Tower of London (a chamber was a small piece of ordnance, without a carriage, used for firing salutes). It appears that the Royal Salutes for the accession to the throne by George IV, William IV, and Victoria were 41 guns "fired at all stations at home and abroad".<sup>1</sup> The 41 gun salute still remains in force today as the Royal Salute fired from London's Hyde Park and the 21 guns and 41 chambers of the Tower salutes have resulted in the unique 62 gun salute which is the current Royal Salute fired from the Tower of London.

---

1. Order-in-Council dated 1838

An enquiry was held into salutes in 1830 and it was agreed to fix the number of guns for a Royal Salute to 21 (during the enquiry both the Director-General and the Adjutant-General of Artillery noted that “there is no known principle on which salutes vary”<sup>2</sup>). The result was the 1838 Order of Council Regulations which stipulated the use of 21 guns, except for salutes fired from St James’ Park (which was later changed to Hyde Park in 1923) and the Tower.

A number of origins have been suggested with regard to the number of guns fired but enquiries in 1899 discussed these and then dismissed them as “fable” and “popular superstition”.<sup>3</sup>

The question cannot be settled and never will be; no one knows why 21 guns are fired for a Royal Salute. There are, however, special occasions when more than 21 guns may be fired. Jubilees are an example and so too are funerals; 56 minute gun rounds were fired for the late King George VI in 1952, one for each year of his life.



**A battery firing an artillery salute**

## *The Salute*

The exact origin of the military salute has been lost in time but it is believed that it probably originated by showing that the right hand (the fighting hand) was not concealing a weapon. Another line of thought is that when men-at-arms took to wearing armour, the approaching generals or king would ride forward and, holding the reins of the horse with the left hand, they would raise the visor with the right to identify each other.

When a knight or a king wanted to raise an army he would ride around his people to enlist men-at-arms. Only free men were allowed to bear arms and they would show their availability by looking their king or knight in the eyes (a serf or slave had to bow his head and eyes toward the ground).

---

2. P.R. Woodmore *Royal Salutes by Guns* (Gunner Magazine 1952)

3. Order-in-Council dated 1899

Today this custom is carried out as the Eyes Right on the ceremonial march past and when a marching body of troops pass by an officer.

The protocol of paying compliments to armed bodies of troops (Armed Corps or Armed Party) also goes back hundreds of years. If a lone soldier did not stand fast for a passing body of armed troops and declare his allegiance, the party would assume him to be hostile and treat him accordingly.

The sword salute was reminiscent of the Crusader days when the knight kissed the hilt of the sword before entering the conflict. The hilt represented the Cross and the motions of the salute roughly described a Cross. Today some of the motions of the salute have been omitted but the 'Recover' is still symbolic of kissing the Cross.

Whilst drills change with the introduction of new weapons, the rifle salute of today is still based on a drill where the salute was the first motion of present arms. A sentry's salute to an officer of field rank (major to colonel) and above was, and still is, a full salute with the weapon, the 'present arms'. Junior officers received the preliminary movement only, hence the rifle, or 'butt salute'.



**The hand salute**





**The present arms**



**The sword salute**



**The "butt" salute**

## *Present Arms*

On his return from France to England in 1660 to claim the throne, King Charles II was confronted by Colonel Monks' Coldstream Regiment. Upon accepting the allegiance of the Regiment (see: Inspections) a command of 'Present your weapons for service under His Majesty' was given. Every man in the Unit held forward his musket or pike at arms length and at the 'high port' position. The order 'Ground your weapons' was given, followed by 'In His Majesty's cause, recover your weapons'.

The King was so pleased with the ceremony of surrendering weapons into his service that he ordered the 'Present Arms' to be a feature of all future inspections as a mark of respect.

## *Point Of War*

The Colours of a unit were usually positioned in the place from which the battle was controlled, normally the centre, whatever the formation might be. This was the nerve centre of what would today be a battalion or company headquarters.

If an enemy could attack the nerve centre successfully, the battle would largely be lost. It was often the enemy's intention to strike at and seize the Colours in order to destroy the unit's sense of cohesion and thereby to cause alarm and loss of confidence.

Every unit took into battle its drummers, buglers (although these were not introduced until late in the 18th century), fifers (who in the 16th century were known by the expressive word "whiffers", which is the old form of the word "whistlers") and any other musician who might make up the band.

Upon an attack developing, the commanding officer would order the various instruments to be beaten or blown as loud as their players could manage. Thus the attention of the unit was drawn to the fact that danger threatened the nerve centre, and counter-measures could be employed. This tradition was carried on after the practice of carrying Colours in battle ceased and the playing of 'Point of war' is used today as a salute to the Colours when they are into position on a parade after having marched on, or before they are marched off.

## *Inspections*

Many of the ceremonies and customs that play an important part in army life have an origin which would hardly be suspected from the manner in which they are performed today. Take, for example, the familiar ceremony of Inspection of the Guard of Honour. The inspecting officer arrives and passes along the ranks, in some cases seemingly displaying very little interest in the soldiers he is inspecting. Actually, the ceremony originated in circumstances which compelled the inspecting officer not only to make a close scrutiny of every man's face, but to be ready for an attempt on his life at any moment as he passed along the ranks.

When King Charles II returned to England to claim the throne, one of the late Cromwell's superb cavalry regiments decided to switch its allegiance to the King. The regiment was encamped at Reading and on hearing that His Majesty had landed, the Commanding Officer dispatched one of his squadrons to meet the King and beg leave to serve under the Crown.

In a desolate, uninhabited stretch of country, one of the royal courtiers, riding alongside the coach, observed a body of strange troops approaching and at once told the King. As he was not yet sure of the reception he would receive from the populace he instructed a number of his suite to ride forward and ascertain the intentions of the column.

When contact was made, the Squadron Commander explained the purpose of his mission. The King was not a little suspicious, but a lack of courage was not one of his faults. Leaving his coach, and accompanied by only one attendant, he strode forward to the Squadron drawn up on the side of the road. Charles passed slowly along the ranks, keenly scrutinising each man's face to determine his attitude from his facial expression. Satisfied with his inspection, Charles accepted the Squadron Commander's offer of allegiance and ordered him to act as his escort on the journey to London.

A little later another unit of ex-Cromwellian troops, Colonel Monks' Coldstream Regiment, begged permission to enter the King's service. On Blackheath Common, Charles subjected them to the same close scrutiny before accepting them as members of the Royalist Army.

In making these inspections King Charles little knew that he was establishing a custom that was to endure through the centuries, though it has long ceased to be performed with any vestige of its original purpose.

Incidentally, the two Units mentioned passed into the King's service and in time became known as the Royal Horse Guards and the Coldstream Guards respectively.



**The reviewing officers' inspection of a parade**

## *Advance In Review Order*

Prior to 1788 the tactical training of infantry units was mainly left to the individual commander's discretion, there being little guidance from superiors. This had obvious disadvantages, namely the capability of each unit was developed (or not), according to an individual commander's skill, forethought and thoroughness. Likewise, the task of a general in the field was made more difficult by not knowing the relative capabilities and methods of his units.

In 1788 a manual was produced by one David Dundas, which laid down in detail eighteen manoeuvres to be carried out by all infantry units. These manoeuvres were designed to combat, in the most effective manner possible, the tactical moves of an enemy both in attack and in defence. Eventually they became outmoded and were referred to by Sir John Moore as "Those damned eighteen manoeuvres"<sup>4</sup> but at the time they met a long felt need. Those units most practised in the manoeuvres, able to carry them out expeditiously and with intelligence, became the most formidable and were the foundation of the supremacy of the British Infantry on the Continent. Every unit had to perform these manoeuvres each year before a reviewing general in order that their efficiency and preparedness might be judged.

As an enemy was finally defeated by offensive action, the eighteenth manoeuvre was the attack in line and consisted of an advance followed by a volley to the right and a volley to the left, with a further advance followed by two volleys to the front. At the annual review the Colours were then brought to the front, the unit advanced fifty paces and finished the review by presenting arms to signify that the manoeuvres had ended and that they had been carried out with no offensive spirit towards the reviewing general. It is this last manoeuvre which is nowadays, as part of a great tradition, known as the Advance in Review Order.

Consistent with its origins, the Advance in Review Order, is usually the last movement of the parade prior to dispersal. The Colours are in the centre where the whole attack was controlled by the commander and are brought to the front out of the ranks before the final phase. Therefore the troops dressing is on the centre; the men having to maintain their alignment in order that the enemy, trying to drive a wedge in the line, would have to cope with at least two men at a time, one on either side of him, as opposed to one if the dressing were lost. It was done in two or more ranks so that any gaps in front caused by casualties could be sealed immediately from behind and the line preserved. Ranks were in the open order position so that, when the volleys were fired, the leading rank could lie down, the second rank kneel, and the third, if there was one, could stand. The extent of the advance was controlled from the centre and broadcast along the lines by beating drums, thus accomplishing three major tasks. Firstly it signified the start and finish of the advance; secondly, the rate of the advance, in order that the long line might not waver; and thirdly, the progress of the battle, for it should be remembered that, in the swirl and dust of battle, the Colours might not easily be seen.

---

4. Infantry Centre *Military Traditions and Customs* p. 4-1

Therefore, any change in tempo of the drums would immediately strike the senses, with the result that all would know that the centre was threatened and be prepared for counter measures.

## *Colours*

Colours are a symbol of the spirit of a unit, for on them are borne the battle honours and badges granted to the unit in commemoration of some of the gallant deeds performed by its members and the association of Colours with heroic deeds has caused them to be regarded with veneration. In a sense they are the epitome of the history of the unit. The full history of a unit is contained in written records but as these are not portable in a convenient form the Colours, emblazoned with distinctions for long and honourable service, are something in the nature of a silken history, the sight of which creates a feeling of pride and esprit in soldiers and ex-soldiers.


To trace the origin of the custom of carrying Colours one must go back to the days of early man when he fixed his family 'badge' to a pole and held it aloft in battle for the dual purpose of indicating his position in the action and as a rallying point should the need arise. Caesar's troops marched behind the Roman eagle vexilloid and medieval chivalry followed the same idea when they placed their armorial bearings on their banners so that they would 'float on high' well above the melee. When armies were beginning to adopt a system of regimentation at the start of the 17th century, each company was allotted a Colour, a custom which persisted for a hundred years. In 1661 during the reign of Charles II, when the British Army as we know it today first began to take shape, the number of Colours carried by a unit was reduced to three to correspond with the technical arrangements of a battalion for battle. A Royal Warrant dated 13th February of that year accordingly authorized the newly raised Foot Guards to have twelve stands of Colours.

An attempt to standardise a practice of producing Colours peculiar to a particular regiment was made in 1689 but it was not until September 1743 that a Royal Warrant decreed the practice of each battalion having only two Colours, a practice that exists to this day. Another Royal Warrant of the time made it clear that a regiment, though still in some respects the colonel's own possession, was part of the King's Army.

The order further stated that of the two Colours to be carried, the first or King's Colour as it was soon called, was to be the Greater Union (the Union Jack). The second, or Regimental Colour, was to be of the same colours as that particular regiment's facing, with the Union in the upper canton (except in the case of those regiments whose facings were either red or white, then the Colour was to be white with a red cross of Saint George over its entire surface, having a small Union in the upper canton).

Those regiments which had the privilege of bearing Royal devices were to have the number of the regiment placed towards the upper corner. The Colours at this time, and for a hundred years after, were very large, fully five feet (1.5 metres) 'on the pike' and six feet (1.8 metres) 'on the fly', as opposed to modern Colours which are three feet (.9 of a metre) 'on the pike' and three feet nine inches (1.1 metres) 'on the fly'; in other words: three feet by three feet nine inches.

Those regiments whose duty it was to skirmish ahead of the main body, where speed and concealment were essential, did not carry Colours. These were rifle regiments, which is the reason why today in the British Army they do not carry Colours (yet Australian rifle regiments do). In the cavalry the counterparts of rifle units are the lancers and the hussars and they do not carry Standards or Guidons for the same reason.



**Pre-1969 Queen's Colour  
(The Royal South Australia Regiment)**



**Post-1969 Queen's Colour  
(2nd Battalion, The Royal  
Australian Regiment)**

The Foot Guards observe a custom which dates back to the new model of the Commonwealth. In those 17th century days the field officers of a regiment were the colonel, the lieutenant colonel and the sergeant-major (today's major) and each of these officers had a company. The colonel's Colour was 'plain' (ie. it had no devices upon it to denote the rank); the lieutenant colonel's Colour was basically the same as the colonel's except that it had a small Saint George's Cross in the upper canton nearest the pike-head; the sergeant-major's was similar to that of the lieutenant colonel's but it had a 'pile wavy' in gold issuing from the lower inner corner of the Saint George's Cross. These distinctions are still observed in the Queen's Colours of the 1st, 2nd, and the 3rd Battalions respectively of the Foot Guards.

When carried into battle the Colours were positioned in the centre of the front rank where they could be easily seen and recognized, and they could act as both a guide and a rallying point. There is no doubt that their presence in battle had a significant morale effect. The Colours were carried in companies and they were borne by the youngest officers whose rank was ensign (the company officers in those days were a captain, a lieutenant and a number of ensigns and when the two Colours of a regiment were carried the duty of bearing them was divided among the ensigns).

As the importance of a victory was generally gauged by the number of guns and stands of Colours that were captured, the Colour Party became an obvious target and hence the scenes of the most bitter hand-to-hand fighting. This resulted in a very high rate of mortality amongst the ensigns because as one fell another ensign would pick up the Colour and carry on. With the aim of giving the ensigns some local protection the rank of colour sergeant was introduced in 1813.

The escort to the Colour was formed by five colour sergeants. They were chosen from the senior and the bravest sergeants as they had to stand, armed only with half-pikes, in the most exposed places in the fields of battle. The practice of carrying Colours in battle gradually came to an end after 1879 when two subalterns of the South Wales Borderers received posthumous Victoria Crosses for their endeavours to save the Regiment's Colours at the Battle of Isandhlwana. Some historians state that they were last carried by the 58th Regiment of Foot (later 2nd Battalion, the Northamptonshire Regiment) in action on 26th January 1881 at Laings Nek during the First Boer War, whilst it is also quoted that the 38th Regiment of Foot carried them at the Bombardment of Alexandria in 1882.

In the past, the Colour Party was expected to fight to the death to defend the Colours and for the same symbolic reason the Colours are paraded in the centre of the regiment or battalion when on the march, and not at its head. A different custom exists in the cavalry; as their battles were fought around a fixed spot marked by the Colours their Standard was carried by an NCO, the sergeant-major, and was unprotected.

Today in the Australian Army the battalions of infantry regiments and the Corps of Staff Cadets each carry two Colours, the Queen's (King's) Colour and the Regimental Colour. The Queen's Colour of every battalion in the Australian Army was the Union Jack. In the centre of the Colour there was a crimson circle surmounted by the Imperial Crown and upon the circle, inscribed in gold, the gazetted title of the regiment; within the circle, in Arabic numbers, was the battalion number.

In regiments titled Royal, the base colour for the Regimental Colour is dark blue and for other regiments it is dark green. The Colour bears a device, centrally placed, comprising the regimental badge or crest, embroidered in gold or silver as appropriate, on a crimson background. The badge or crest itself is modified by omission of the title of the regiment, the regimental motto and any wreath or crown incorporated in the design. A crimson circle surrounds the badge or crest upon which is inscribed, in gold, the gazetted title of the battalion.

The centre device is encompassed within a wreath (in the case of Australian Colours it is a wreath of wattle) which is tied with a gold knot at the bottom centre, and the whole is surmounted with the Crown. In addition the motto of the regiment (embroidered in gold on a crimson scroll) may also appear on a Colour, along with the regimental colour patch (without the grey background).

The design of the badge or crest for inclusion in the Regimental Colour is normally, but not always, based on the head-dress badge. The normal badge or crest may already incorporate the gazetted or territorial title, the regimental motto and a wreath and/or Crown. The wreath and the Crown

are common to all Colours and the titles are inscribed on a scroll borne below the knot of the wreath. To avoid duplication the badge or crest appearing in the centre device of the Colour is modified by deletion of these items.

The number of the battalion, embodied in gold, is placed in the top corner near the pike. Arabic numerals are used for single battalion regiments and Roman numerals for multi-battalion regiments (eg. 5 for the 5th Battalion, the Victorian Scottish Regiment, and III for the 3rd Battalion, the Royal Australian Regiment).

The authorized Battle Honours of a regiment are embodied, in black lettering, on gold scrolls and are felled onto the Colour. The order and position of the Honours on the Colour is as prescribed by Army Headquarters.

Prior to Federation some units of the Colonies of Australia were presented with Colours. These Colours were of varied designs and not always in accordance with British Regulations. There is evidence that eighteen colonial units received Colours, the first being the Royal Victoria Yeomanry Cavalry in 1858 and the last the Perth Company of the West Australia Rifle Volunteers in 1896.

In 1920, silk Union Flags (which were to receive all honours and compliments paid to Colours) were presented to sixty battalions of infantry, the five pioneer battalions and the thirteen Light Horse regiments (that fought as infantry) of the 1st AIF. Most of the Colours which were presented to the infantry battalions were later converted to King's Colours by having the crimson circle and Crown added to them. The Colours presented to the Light Horse regiments were not permitted to be carried on parade after the introduction (to the Australian Army) of Guidons in 1927 but they were retained by the regiments as "Honourable Insignia" for 'services rendered'.<sup>5</sup>

The first unit to receive Colours after Federation was the 1st Battalion, the 1st Australian Infantry Regiment in May 1906. The Colours were a gift from the Women's Branch of the British Empire League but they were presented without Royal approval. It was not until 1911 that Royal consent was granted for units of the Australian Military Forces to carry Guidons and Colours.

The re-organisation of infantry battalions in 1921 and the re-allocation and changes to unit designation and titles necessitated changes in the design of both the King's and the Regimental Colours. All battalions possessed a King's Colour but few had a Regimental Colour. The changes consisted of substituting the territorial title of the unit with the gazetted numeral title and replacing the regimental badge with the World War I colour patch.

In 1960 the Citizens' Military Forces (now the Army Reserve) was re-organised into State Regiments and as these regiments were now titled Royal Regiments they were entitled to blue Regimental Colours. Previously there had only been one Royal unit within the reserve, the 6th Infantry Battalion, the Royal Melbourne Regiment.

---

5. Alfred N. Festberg *Australian Army Guidons and Colours* p. 53





**A Regimental Colour (2nd Battalion,  
The Royal Australian Regiment)**

In 1969 Her Majesty the Queen approved the design of the Queen's Colour based on the Australian National Flag. The first unit to receive this new design was the Royal Military College Duntroon on 27th April 1970 and it was presented by Her Majesty the Queen during her Australian Tour of that year. All Queen's Colours presented since have been of this design.

The guns of the Royal Regiment of Australian Artillery are the Regiment's Colours. The rallying point for the gunners has always been the guns; the gunners are instilled with the tradition of serving their guns under fire and to abandon them intact is still the ultimate disgrace. Centuries ago the largest gun in an artillery train carried the equivalent of today's Queen's Colour and it was known as the 'Colour' or 'Flag Gun'. In the latter part of the 18th century this practice ceased and the guns themselves became the Colours.


All guns are the Colours, be they a regiment's worth (eighteen guns), a battery (six pieces) or a section, which in some cases can be one gun. The Artillery's Colours are accorded the same compliments and respect as Infantry Colours and the Armoured Corps' Standards and Guidons. The barrels of the guns manufactured in both Australia and Great Britain bear a cypher; this practice originated as a method of indicating that the piece had passed manufacturing inspection and is not related to the guns being the Colours.

## *Standards and Guidons*


Standards and Guidons are the Armoured Corps' equivalent of Colours. Standards were only carried by heavy horse units and today they are carried by heavy armour units (in Australia the only unit to carry a Standard is the 1st Armoured Regiment); Guidons are, in the main, carried by light armoured organisations. For a unit to receive a Standard it must first have had a Guidon for 25 years and have been on operational service.

The Guidon was considered an easy item to carry due to its small size, and because its swallow-tailed fly allowed it to fly free easily. The heavy units removed the tail making the Standard more square shaped and thereby easily distinguishing them from the light regiments. Within the Armoured Corps, units with Standards take the right of the line on parade over units with Guidons.

In 1913 approval was granted for the Light Horse regiments of the Australian Army to possess and carry Guidons but it was not until 1926 that the Military Board published instructions (Instruction A 120) which laid down the design details, with the first presentations being made to units in 1927. The Instructions were later amended to authorize armoured units which had converted from Light Horse regiments to carry a Guidon also. Both Standards and Guidons, like Colours, carry Battle Honours.



**1st Armoured Regiment Standard**



**The Guidon of the 2nd Cavalry Regiment**

### *Battle Honours*

The first Battle Honour or Honorary Distinction as it was correctly called, was awarded in the British Army to the 18th Royal Irish Regiment by King William III for its service at the siege of Namur (Belgium; the War of the Grand Alliance) in 1695. Thereafter the custom of granting Honours became more common. All the regiments which took part in the defence of Gibraltar during the Great Siege of 1779-83 were allowed to bear the title GIBRALTAR. As Battle Honours were gradually introduced, they were placed on clothing and other appointments such as drums, as well as the Colours.

A maximum of ten of the Battle Honours awarded prior to the Great War, and all of those won in the War, are emblazoned on the Regimental Colour. A maximum of eleven Battle and Theatre Honours won during the Second World War are authorized to be emblazoned on the Queen's Colour. For post World War II there is no limit to the number of Honours that may be placed on a Regimental Colour and once that Colour is full any additional Honours may be emblazoned on the Queen's Colour.

Honour Titles are not to be confused with Battle Honours; they are an artillery term and may be granted to units within the Royal Regiment of Australian Artillery.



**The Regimental Colour of the 1st Battalion  
The Royal Australian Regiment showing both  
the Regiment's Battle Honours and the United  
States of America Meritorious Unit  
Commendation (Army), the Americans'  
equivalent to Battle Honours**

## *Banners*

The custom of presenting Banners to Australian Army units started with the presentation of twenty King's Banners in 1904 for service in the Boer War. The Banners were presented by King Edward VII to eighteen Light Horse regiments, the Royal Australian Artillery, and the Australian Army Medical Corps; a further twenty-three of these Banners were presented to infantry units in 1911. It was stipulated that the Banners presented to the non-infantry units were not 'King's Colours' but, '...Honourable Insignia presented (by King Edward VII) as a special mark of favour in recognition of valuable services rendered in South Africa during the 1899-1902 war, and that Honorary Distinctions are not to be borne on the Banners'.<sup>6</sup>

There are currently three types of Banners within the Australian Army. They are the Sovereign's Banner which may be presented to any corps or unit including those with Colours; Banners presented by other members of the Royal Family (these may be presented to any corps which does not have an entitlement to Standards, Guidons, or Colours); and the Governor-General's Banner for training establishments which do not possess a Colour.

Banners are accorded the same respect and compliments as the Queen's Colours.

6. Ibid p.22



**The Royal Regiment of Australian Artillery's  
Banner of Queen Elizabeth II (Obverse)**



**The Royal Regiment of Australian Artillery's  
Banner of Queen Elizabeth II (Reverse)**

## *Consecrating the Colours*

Before a regiment's Colours are taken into use they are consecrated at a special religious ceremony. Battle flags have been closely associated with religion from the earliest times. The Israelites carried the sacred standard of the Maccabees, which bore the initial letters of the Hebrew text "who is like unto thee O Lord the Gods" (Exodus XVII). In the armies of pagan Rome the ensigns were worshipped with religious adoration. Pope Alexander II blessed a banner which William the Conqueror carried at Hastings and at the Battle of the Standard in 1138. The banners of St Peter of York, St John of Beverly and St Wilfred of Ripon were erected upon a wagon and moved with the Archbishop of York and his Yeomen of Yorkshire when they fought the Scottish clansmen.

The ceremony of Consecrating the Colours originated in the Middle Ages when there were no national standing armies, each nobleman maintaining his own private army for the protection of his land holdings.

For purposes of identification each of these armed bands carried a banner on which was featured the personal coat of arms of its noble commander. When a male member of the family reached the age at which he was entitled to be knighted he was ceremoniously presented with a sword and spurs by the head of the family. In the presence of all armed retainers, he was also presented with a small replica of the family banner, termed a bannerette, which, with much solemnity, was first blessed and consecrated by the local priest before being given to him.

When, with the passage of time, these armed bands were merged into a national army controlled by a central authority of which the reigning Monarch was the head, the ceremony of consecrating the banner was retained but with the difference that the "Colours" now represented regimental rather than family honour.

In the British Museum is a 14th century manuscript detailing the form of service for blessing flags, and in 1634 it stipulated that the first thing a captain shall do is "to cause his Colour to be blest".<sup>7</sup>

Regimental histories contain evidence of the consecration of Colours in the 18th and early part of the 19th centuries but it was not until 1830 that the question of standardising the form of service arose. At that time the then Principal Chaplain to the Forces, Dr Dakins, suggested a form but it does not appear to have been brought into general use. The earliest reference to the ceremony in official regulations appears to be in the Queen's Regulations of 1867, wherein it was stated that a form of service could be procured from the Chaplain-General's office. In the 1899 Queen's Regulations the ceremony is referred to in greater detail and eventually forms of service were devised for use by Protestant, Presbyterian and Roman Catholic regiments.

The reverential regard to Colours and their association with religion secures for them, on retirement from active use, an appropriate resting place

---

7. Infantry Centre *Military Traditions and Customs* p. 4-2

in a sacred edifice or public building where they will be preserved with due regard to their symbolic significance and historic associations. This tradition is



**The Consecrating of new Colours**

also observed by the Australian Army.

### *Trooping the Colour*

Trooping the Colour is derived from the Roman custom of parading the Military's crest (the Eagle) each night on coming into camp. The origin of the ceremony of Trooping was concerned with the lodging of the Colour. As early as the 16th century at least one company's Colour was always placed in safe keeping in the ensign's quarters, or some other safe place, at the conclusion of a day's parade or, when on active service, after a day's fighting. By the 17th century the ceremony consisted of the Colour being displayed from the ensign's quarters and the battalion would march past so the men would know, in case of alarm, the location of their rallying point.

The ceremony of Trooping the Colour (not 'Trooping of the Colour'), originated in 1755 and derives its name from the musical troop or tune which was played during the ceremony of the lodging of the Colour. Over time the name changed from 'lodging' to 'trooping'. The Colour was now marched along the lines of troops in slow time with the same aim, "to impress it upon the soldiers' memories, that they might always recognize it in battle and so know their place and rallying point".<sup>8</sup>

---

8. Lawrence L. Gordon *Military Origins* p. 38



**Trooping the Colour through the ranks**

### *Laying Up of Colours*

The fact that Colours have, from the early ages, been consecrated would give them an aspect of sacredness which could not be wholly ignored when consideration was given to their disposal. In view of the reverence paid them whilst they are in service it is not surprising that care has been taken to ensure that they ultimately repose in sacred edifices or other public buildings where their preservation is ensured with due regard to their symbolic significance and historic association.

Originally each leader of a body of troops provided his own Standard, Guidon or Ensign and this was usually retained by him after a campaign or when it was no longer serviceable.

Even after the inauguration of the Standing Army in England, the colonel of the regiment provided the Colours and when these were retired he disposed of them on behalf of the regiment. It was not until 1855 that the State provided the Colours for line regiments. An instruction of 1881 stated that "Unserviceable Colours, Standards or Guidons will, when replaced, be disposed of as the officer commanding the regiment may deem fit".<sup>9</sup> This is an indication that, although the State provided the Colours, they had not, at that time, any wish to interfere with the ancient right of the colonel to dispose of his Colours. As late as 1896 it is recorded that Colours were returned to the colonel of the regiment.

There are many recorded incidents of Colours being buried with the colonel of the regiment and one case where a unit being disbanded (2nd Battalion Kings Regiment (8th Foot) - 1816) brought the Colours to the Officers Mess at the conclusion of dinner where they were stripped, cut up so that each officer obtained a piece and then burnt; the ashes of the Colours and pikes

---

9. Infantry Centre *Military Traditions and Customs* p. 4-6



being buried in the centre of the parade ground and an armed sentry mounted over them through the night.

The following appeared in the British Army Clothing Regulations of 1898: “When Standards, Guidons or Colours are replaced they remain the property of the State, and should be deposited in some church or other public building. If this is not practicable, officers commanding will submit, through the usual channel, proposals for their disposal. No one is entitled to sell old Standards, Guidons or Colours or to deal in them in any way”.<sup>10</sup>

King’s Regulations reprinted in 1945 contained the following: “Old Standards, Guidons and Colours remain the property of the State. After replacement they will be laid up in a church or other public building; they will not otherwise be disposed of without War Office sanction. In no circumstances will they be sold or allowed to pass into the possession of an individual. If the donor of any Standard, Guidon or Colour has, at the time of presentation, made any stipulation regarding its disposal that would conflict with the foregoing instructions the matter will be referred to the War Office”.

Custom in the Australian Army is that Guidons or Colours will be laid up in a place selected by the commanding officer in the case of an existing unit, or by the last commanding officer or unit association in the case of a unit not now on the Order of Battle. Selection of the place will be from one of the following (in recommended order of preference); a local church, a church of the State, a state war memorial, the Australian War Memorial, or a civic building.

It was formerly the practice that ‘laid up’ Colours could not be removed from their resting place and taken back into service. This has now been modified and the laid up Colours of disbanded or amalgamated units may be retaken into service by those units should they be brought back onto the Order of Battle and provided the Colours are deemed serviceable.

**This aside, Colours, once laid-up, are left as they are and will, in time, disintegrate (dust to dust); they should not be re-conditioned or refurbished.**

The ‘laying up of Colours’ is not to be confused with the practice of depositing Colours for safe custody, such as on mobilisation.

### *Beat Retreat, Last Post, Tattoo and Reveille*

There is often a good deal of confusion between Beating Retreat and Tattoo. Retreat is the older custom and dates back to the 16th century when it was known as Watch Setting.

Retreat consisted of prolonged drum-beating at sunset to warn the night guard to mount and also to give notice to soldiers beyond the confines of either the camp or the town walls, that the gates were about to close and that they should return. This drill also signalled to civilians working in the fields that it was time to come back to the safety of the garrison.

---

10. Ibid p.4-6

The custom has its origins too in the days when fighting ceased at sunset; the drum beats signalled that the fighting was over. The soldiers in the main body of troops would fire three volleys of muskets (for troops who were far spread and may not hear the drums) and a hymn would be played between the volleys in honour of those who had fallen during the day. It was said too that the volleys also 'put to flight the evil spirits of departed soldiers'. It was during this time of the evening that the Colour would be trooped; this drill is replaced today by the lowering of the National Flag. It should be noted that the correct terminology is "Beat Retreat" and not "Beat the Retreat".


The 'First Post' and 'Last Post' came into being in the early part of the 19th century. The 'First Post' was sounded as the orderly officer, the orderly sergeant and a drummer (with a bugle) started the Tattoo. They then marched from post to post with the drummer beating his drum. Upon reaching the final post the drummer would sound the 'Last Post'; this is why drummers also carry a bugle.

An alternative theory is that the Tattoo commenced at 9 o'clock, the same time as the 'warning piece' (gun) sounded. Soldiers then had to be at their beds by 9.30, 'First Post', where the orderly sergeant checked for absentees, and by 10 o'clock, when the 'Last Post' sounded, the troops had to be in bed. This was followed fifteen minutes later by 'Lights Out'.

There is some conjecture over the origin of the word tattoo but in the main it is agreed that the word is derived from the old Dutch expression 'Doe Den Tap Toe' which freely translated into English is 'turn off the taps'. The word 'Tap Toe' was used in official books for a long time and gradually gave place to the familiar word 'Tattoo'. This 'drum call' was to get the soldiers back to their billets by having the inn keepers turn off their beer taps and cease selling liquor.

The 'Last Post' was really the end of the day (a hard day's fighting and a hard night's drinking). This bugle call has been passed down through the centuries in many countries of the world as an accompaniment to the impressive rites of a soldier's farewell where the closing bars wail out their sad farewell to the departing warrior.

Reveille (from the French reveillez, meaning to 'wake-up', which in turn came from the Latin *vigilare*, 'watch') was originally played as a drum beat just prior to daybreak. Its two-fold purpose was to wake up the sleeping soldiers and to let the sentries know that they could cease challenging. It was also a signal to open the town gates and let out the horse guard, allowing them to do a reconnaissance (clearing patrol) of the immediate area beyond the walls.



**Beating Retreat**

### *The RSM's Sword*

The only time an RSM draws his sword is during the Trooping the Colour ceremony. Between receiving the Colour from the Colour Bearer and passing it to the Ensign, the RSM has his sword drawn; he returns the sword at the completion of the trooping. The custom dates back to Waterloo. On occasions when the ensign fell the RSM would draw his sword, then retrieve and protect the Colour, until he could hand it over to a replacement ensign.



**The RSM with his sword drawn**

### *The Commanding Officer on the March Past*

During the march past by a unit on parade the commanding officer, having paid his compliments to the reviewing officer, falls out and positions himself on the reviewer's right. He remains at that position until after the march past in quick time and then rejoins his men as the unit reforms on the inspection line. This procedure dates back many centuries to the times when the sovereign or the reviewing officer would make comments of the unit on parade for the commanding officer to note.



**The Senior Under Officer beside the dais during the parade march past at RMC**

## Freedom of Entry

The tradition of Freedom of Entry to a city or shire stems from a custom observed by British Regiments in marching through the City of London.

The Fathers of the City of London claimed that they had the right to forbid bodies of armed troops, when marching through the City precincts, to do so with bayonets fixed, Colours flying and music playing. This claim was based on an 'ancient privilege' which appears to have originated shortly after Charles II became King in 1660.

This custom has been adopted by many Australian cities and shires. The privilege is only extended to military units; normally those which have had a close association with the city or shire in question. Once granted, these units then have the right to Exercise their Freedom of Entry.



**A Freedom of Entry Scroll**

## *Drum Head Service*

Outdoor religious services were conducted for fighting men long before armies were co-ordinated under the Crown and long before the advent of bands into military units.

The most primitive recorded use of the drum indicates that its prime purpose was to banish evil and undesirable spirits<sup>11</sup>. At a later stage it was realized that the deep resonant note provided an ideal means of communication between tribal groups over fairly considerable distances. As civilisation developed, the drum was found to be useful for attracting attention and for maintaining a regular rhythmic beat. Despite its modern usage, the drum has never entirely lost its reputation as a pagan instrument. Hence in the church drums have never been widely associated with religious music; therefore the piling of drums during a religious service, which dates back to the 17th century, was seen as a means of ensuring that the drums could not be beaten during the service.

The drums of the 2nd Battalion, The Royal Australian Regiment's Pipes and Drums are black (so too is the Battalion's lanyard). This is the mourning colour and is out of respect for the late King George VI; the Unit's drums arrived on the day of his death, the 6th February 1952.

## *Funerals and Gun Carriages*

In the time of Henry VIII military bands were not included in establishments but every body of fighting men boasted a party of drummers and trumpeters, the former to set and maintain the marching pace, the latter to break the monotony by blowing an occasional fanfare. King Henry directed that these instruments should be employed in the funeral ceremonies of high ranking officers.

During the 18th century coffins were carried on a bier which was borne by soldiers or officers, depending on the rank of the deceased. Behind them marched a party of drummers playing what was then called the 'Dede Sounde' (the title of which was, in 1723, changed to the 'Dead March'). This was played to a pace beat in keeping with the extremely slow rate of progress of the bier party; thus was born the 'Slow March' and 'Dead March' of the present time. Although speedier means of transportation were introduced, the original slow step was retained as more befitting the dignity of the occasion.

The procedure followed at grave sides was also inaugurated in Tudor times. After the coffin had been lowered into the grave, musketeers posted on either side fired three volleys. The firearms of the period, being wheel-locks some six feet (1.8 m) long and about 15 lbs (6.8 kg) in weight, required support in the shape of a forked rest, which was struck in the ground under the muzzle.

---

11. Ibid p.4-3

In order to elevate the weapons, firing parties were formed in a kneeling position opposite each other and, after the volleys were fired, the 'Last Post' and 'Reveille' were played (in those days 'Last Post' took the form of 'Taps', which was played at 10 pm each night as a sign for tavern keepers to shut off their beer taps, and 'Reveille' consisted of a series of long blasts of no prescribed form).

Gun carriages are synonymous with military funerals but despite popular belief and Hollywood-made history this has not always been the case. It was not until the mid-1800s that Queen's Regulations authorized the use of a gun carriage and team, when available, to carry a coffin to a burial ground, providing said ground was more than a mile (1.6 kilometre) away. Today the carriage and procession combine for the departure from the church or chapel and again on the arrival at either the cemetery or crematorium.



**A gun carriage at a funeral**

### *The Catafalque Party*

A catafalque is a raised structure supporting a stand upon which a coffin is placed for display before burial; people may then file past and pay their last respects to the deceased person. In times gone by a watch or vigil was mounted around the coffin to ensure that the body was not interfered with whilst it laid in State.

Today vigils or catafalque parties are mounted as a sign of respect around personages as they lie in State and around memorials on occasions of remembrance such as ANZAC Day. In a sense a memorial is a 'symbolic coffin' for those who have fallen.



**A catafalque party at a memorial**

The origin of the tradition of resting on reversed arms is lost in time. It was used by a Commonwealth soldier at the execution of Charles I in 1649 (the soldier was duly punished for his symbolic gesture towards the King's death<sup>12</sup>) and it is recorded that at the funeral for Marlborough in 1722, the troops carried out a formal reverse arms drill which was especially invented for the service as a unique sign of respect to the great soldier.

The 'modern trend' of sticking rifles upside down into the ground as a temporary memorial to a fallen soldier (with a helmet or a hat over the butt) originated with the introduction of tanks. When a soldier fell during an advance his mate would pick up the rifle and stick it into the ground by the bayonet as a marker to indicate to the tanks that a wounded or dead soldier lay there; to ensure the armoured vehicle would not accidentally run over the body.

---

12. Ibid p. 4-8





## CHAPTER 4

### Other Information on the Australian Army

#### *The Australian Army*

If Australia has a Royal Australian Navy and a Royal Australian Air Force, why isn't there a Royal Australian Army?

The answer lies in the fact that the Navy and the Air Force are homogeneous bodies whilst the Australian Army is an elemental organization made up of a number of corps, services and departments. Our Defence Force is based on the British system where a person can enlist straight into either the navy or the air force but one cannot join the 'army'. In the United Kingdom a person is enlisted straight into either a regiment or a corps (eg. the Royal Regiment of Artillery, the Grenadier Guards, or the Royal Corps of Transport) and recruit training is carried out by that formation. No one joins the 'Army' as such.

The Australian Army's enlistment procedure is slightly different. Men and women wanting to become regular soldiers are enlisted into the Regular Army, trained at one establishment (1st Recruit Training Battalion, at Kapooka) and then allocated to a corps. However, people wishing to join a reserve unit are enlisted straight into the corps or regiment of their choice.

Under the British system, because there is no army as such, corps and regiments may be granted the title 'Royal' and this principle applies here in Australia too. The title was first granted to an Australian military regiment in 1899, nearly two years before Federation, with the formation of the New South Wales, Victoria, and Queensland Artillery Regiments into the Royal Australian Artillery.

The Australian Army was officially proclaimed in 1901 when Australia became a Federation and the new Federal Government took over the responsibility of defence from the States. However, the States' various regiments retained their titles and formations and continued to look after their own recruiting and training. In fact many units in the Australian Army can trace their origins back into the 19th century, to the Colonial Forces. 'A' Field Battery, for instance, is the oldest Regular Army unit, being raised in New South Wales in 1871.

The Australian Regular Army was 'formed' on the 30th September 1947 from post-war Permanent Military Forces, which included 'A' Field Battery, 1st Armoured Car Squadron (now 1st Armoured Regiment) and the 65th, 66th, and 67th Infantry Battalions (re-named the 1st, 2nd, and 3rd Battalions of the Australian Regiment in 1948).

## ANZAC Day

Many ANZAC (Australian and New Zealand Army Corps) Day customs and traditions have evolved over the years. A good number of the stories behind these traditions have become blurred by time, and others lost, however, some of the stories behind these ANZAC Day legends have interesting and unique origins.

The Ode, which is read across the Australian dawn, and well into the morning, is from the third verse of Laurence Binyon's poem "For The Fallen". This Work has suffered somewhat over time with people changing the words. The first line is "**They shall grow not old...**", not "not grow old", and the last word of the second line is "**contemn**" (meaning: to feel contempt for, or to scornfully disregard), not "condemn".<sup>1</sup>

Whilst it is said that an ANZAC Day Dawn Service was conducted at Albany, Western Australia, in 1923, the Service as we know it today had its beginning at Sydney's Martin Place Cenotaph. A 'frail, grey-haired' woman was at the Cenotaph in the pre-dawn hours of 25th April 1927, and when attempting to place some flowers on the memorial she tripped and fell. Five veterans, who were on their way home after a night-out at an Australian Legion of Ex-Servicemen Club smoko and had wandered up along the Place, saw her fall and moved across to both help her up and retrieve her scattered flowers. The lady refused to get up, preferring to kneel in prayer instead and one-by-one the five men joined her. One year later the first official Dawn Service was held at the Cenotaph and a wreath to the fallen was laid by George Patterson, one of the five from the previous year. The crowd was some 130 strong. From here the Dawn Service spread to all the capital cities and to many country towns.

The Cenotaph statues were modelled by Leading Seaman John Varcoe (from Dubbo, who had served in both HMAS Parramatta and Pioneer) and Private William Darley (15th Infantry Battalion and 4th Field Ambulance). The 'official side' of the memorial is that facing the Post Office, with the pre-eminent flag position being the George Street end.

There are numerous stories as to the origin of the 'gun-fire' breakfast but the following snippet, from the Great War, appears to be the most logical. Following stand-down, after a long cold night in the trenches, the soldiers turned to their breakfast and an important part of that meal was the ubiquitous cup of tea, which, when possible, was laced with a 'little something extra' to give it that added warmth and taste. An unofficial truce was conducted at this time of day by both sides but at times the lull would be broken by gun fire with someone, cheerful from his breakfast, popping-off his machine gun at the other side. It has been said that '...if any one drink won the war it was gun-fire tea; there should have been a banner inscribed with the honour "Tea: 1914-1918"...'<sup>2</sup>; or so the story goes.

---

1. Laurence Binyon *For the Fallen*

2. Sidney Rogerson *Twelve Days* p.66

## *The Australian Army's Birthday*

With the coming of Federation on 1st January 1901, the armies of the various Australian Colonies became one. The Commonwealth did not officially assume control of these forces until 1st March, hence the birthdate of the Army some two months after Federation. The Australian Army was proclaimed as such under Section 69 of the Constitution. The new Army was made up of three different types of soldiers; there were 1,500 permanent soldiers, 18,000 militia and 9,000 volunteers for a total Army of 28,500.<sup>3</sup>

The actual term of service for the regular soldiers, of the Australian Regular Army, was only approved by the Minister for the Army on 30th September 1947.<sup>4</sup>

## *The Mess Dinner*

The general collection of customs and traditions observed at dining-in nights, in both officers' and sergeants' messes, goes back several hundred years but during that time these customs have been modified according to individual regiments' own traditions and traits.

The origin of the word mess (itself derived from the Latin *missus*) goes back to France where it was used to describe a serving of food, in a dish, for four people. In time it was used to describe a group of people who continually sat eating together at a table. Now it is the name used to describe the places where officers, warrant officers and senior NCOs eat and live.

At a formal dinner in the mess, when the meal has been served, the first person to eat is the Dining President. This custom dates back to the days of Queen Victoria when, at dinners given by Her Majesty, no one at the table would start to eat until she, the Hostess, did so. In those days it was also the custom that everyone would cease eating when she had finished her meal; this presented some problems to those who were served later rather than earlier. At one such dinner a certain distinguished gentleman, who had been on the receiving end of this etiquette once too often, allegedly removed himself from his seat, approached the Queen at the Top Table and in no uncertain terms informed Her Majesty that he had not yet finished his meal, was hungry, and intended to return to his seat and finish same. That part of the custom was from then on discontinued.

The custom of drinking the Sovereign's health (which, at dinners, is toasted after the meal is completed) originated during the exile of Charles II in France. His Royal bodyguard toasted him with the words: "Here's a health unto His Majesty, confusion to his enemies and a safe return to reign over the Kingdom of his forefathers"<sup>5</sup>. Later, during the reign of the Hanoverian Georges, and with the threat of a Stuart restoration, the Duke of Cumberland,

---

3. John Mordike *An Army for a Nation* p.66

4. *The Oxford Companion to Australian Military History* p.74

5. Unkown

who was then Commander-in-Chief, ordered that the toast should be always honoured. The Royal Australian Navy, carrying-on the traditions of the Royal Navy, toasts the Sovereign seated; this custom dates back to the days when there was little head room in the man-o-wars and standing up for the toast was both difficult and impractical.

There are many variations of passing the port, varying from corps to corps and from unit to unit, there is, however, no ceremonially 'correct' method of passing the port, except that it is always passed from right to left.

At dinners where pipers have been in attendance performing, the senior piper is invited to the Top Table to receive a Quaich of Whisky from the Dining President. As he accepts the drink he gives a traditional Gaelic toast: "Deoch slainte na ban Rìgh (Here's a health to the Queen<sup>6</sup>)".

## *Medals*

Medals for bravery or participation in campaigns can be traced back to the ancient Egyptians and Romans, where plaques of brass or copper were awarded for outstanding feats of bravery. The first British medals to be issued and classed as such did not appear until 1588 when they were struck by Queen Elizabeth I upon the defeat of the Spanish Armada. They were made from gold and silver and were fitted with rings and chains for suspension around the neck.

In 1643 King Charles I awarded a medal for conspicuous conduct to Robert Welch for recovering the Royal Standard during the first battle of the English Civil War at the Battle of Edgehill. This was the first British Monarch to award a military medal for prowess on the battlefield. In 1650 Oliver Cromwell issued the first campaign medals which were awarded to both officers and men; the medal was known as the Dunbar Medal and commemorated the defeat of the Scots Royalists at Dunbar. This medal also was suspended from the neck.

The first official war medal of the type we know today was the 1815 Waterloo Medal and it was issued with a ribbon and an instruction stating "... the ribbon issued with the medal shall never be worn but with the medal suspended on it"<sup>7</sup>. From this time on, medals were struck for nearly every engagement and later medals were introduced as honours and awards.

Today there is some confusion about the difference between Honours and Awards, and Orders, Decorations and Medals. An Honour is an appointment made to an Order (eg. the Order of Australia) whilst Awards cover Decorations and Medals.

Decorations include the Victoria Cross, the Star of Courage, both the Conspicuous Service Cross and Medal, etc whilst Medals cover the Member of the Order of Australia, the Medal of the Order of Australia (the term "medals" includes the badges of the 4th and 5th classes of orders and decorations which are worn as medals) campaign, long service and other medals.

---

6. *The Scots Guards Volume 2* p.x

7. Infantry Centre *Military Traditions and Customs* p. 2 -11

Australia changed from the British Imperial Honours System with the introduction of the Order of Australia in 1975 and produced its own service medal for World War II, the Australia Service Medal, and together with New Zealand struck the Vietnam Medal in 1964. There is now a wide range of medals in the Australian Honours System.

A current popular method of wearing medals in the Australian Army is in the style known as 'Court Mounted'. This method of mounting has the ribbands going back behind the medals and it was designed in the British Royal Courts to stop the medals 'clinking' against each other as personnel moved about.



**Medals mounted loose (left) and court mounted (right)**

### *Aide-de-Camp*

Aide-de-Camp (ADC) is a French term which originally denoted a military officer attached to a commander as a carrier of his orders to his subordinates. Today the military aspect of his work has been taken over by staff officers (see: Adjutant). He is in reality a private adjutant to a general officer commanding troops. More junior commanders (eg. brigade commanders) have liaison officers (LO) who perform the same duties.

### *Batman*

A batman (originally pronounced bawman) was a person, not necessarily a soldier, paid by the government and allocated to each company when on foreign service to look after the cooking utensils. Each company was also allowed a bathorse (bawhorse) to carry the utensils and the cost of its fodder was also paid for by the government.

When the army was stationed at home the men were billeted at inns, beer-houses, and public houses so the need for the bathhouse disappeared; however, the batmen were often retained as personal servants. Bathhouses were discontinued sometime in the 18th century and in time the batman has evolved into the soldier he is today.

The role of a batman is an important one because the life of a commander in barracks, but especially in the field, is extremely busy and he does not have the time to look after himself. Rest periods, when grabbed, must be used to clear the mind and recharge the body, for the decision of a commander will determine who will win or lose, and the lives of his men may be at stake.

### *Mentioned-in-Dispatches*

Mentioned-in-Dispatches is nowadays an award but it originated literally as a mention of an officer in a dispatch by Lieutenant Colonel Stewart dated 10th August 1794. The significance today is that a person has been mentioned for meritorious service and he is entitled to wear an emblem on the medal subsequently awarded for the campaign in which the service was rendered.

The first medal on which such an emblem (in the design of an oak leaf) was authorized to be worn was the Victory Medal of the 1914-18 War.



**The Vietnam Medal with a  
Mentioned-in-Dispatches clasp**

## *The Digger*

The nickname 'Digger' is attributed to the number of ex-gold diggers in the early army units and to the trench digging activities of the Australian soldiers during World War I. The actual origin of the name has been lost in time but the Australian soldier is known affectionately around the world as the Digger.

## *The Unknown Soldier*

The Unknown Warrior was buried in Westminster Abbey in London on the 11th November 1920 and he was intended to represent all of those who died for 'Home and Empire'. The idea of burying an unknown soldier as a memorial to the dead was conceived by a British Army Chaplain, the Reverend David Railton. During World War I (the 'Great War'), whilst at Armentieres, he had noticed a grave which bore a pencilled inscription, 'An unknown soldier of the Black Watch'<sup>8</sup>.

It was not until 1920, some two years after the War, that he was able to put forward his plan for a National Memorial of an unknown soldier. The bodies of six unknown British soldiers were brought together at the Chapel at Saint Pol, they came from the battle fields of Aisne, Marne, Cambrai, the Somme, Arras, and Ypres. A blindfolded brigadier-general selected a body and it became the Unknown Warrior. The body was placed in a coffin of British Hampton Court oak and with a bearer party of five British soldiers, two Canadian soldiers, and an Australian from the Light Horse, it commenced its journey back home; the five remaining bodies were then reburied in the Military Cemetery at Saint Pol. When reburied at the Abbey the body was laid to its final rest in dirt from Ypres, soil on which so many of his fellow troops had both fought and died.

Since that time there had been a longing for Australia to have a separate tomb for its unknown soldier and it was finally decided in 1991 to bring an Australian digger back from the battle fields of Europe. It was planned that the entombment at the Australian War Memorial was to coincide with the 75th Anniversary of the Armistice in November 1918. It was then decided that the soldier chosen should come from France or Belgium, as it was here, during the Great War, that Australia suffered its greatest losses in war. After negotiations between the Commonwealth War Graves Commission and the Australian War Memorial, and with support from the Federal Government, permission was granted for a body to be removed from French soil.

The Soldier was selected from the Adelaide Cemetery at Villers-Bretonneux in northern France. This Cemetery was chosen because 54 per cent of the graves there are Australian and 117 of these are of unknown soldiers. 90 per cent of the bodies in Adelaide Cemetery were brought from small graveyards and isolated positions from the boundary around the town. Meticulous records kept by the Commission, with notes clearly detailing

---

8. Ibid p. 9-11



clothing and equipment buried on the bodies some 75 years earlier, ensured that the body selected was an Australian soldier.

There exists a close link between Australia and the town of Villers-Bretonneux, a village which was the scene of bitter fighting in 1918 and in which the Australians made a significant contribution to its recapture and defence. In 1938 Australia erected its National Memorial near the village to commemorate the lives of all Australians who died during the War and ANZAC Day services have been held there every year since. The Memorial stands on a hill at the rear of the Commonwealth War Graves Cemetery and on its walls are inscribed the names of 11,000 dead Australian soldiers whose bodies were never found.

The Unknown Soldier was selected from Grave 13 Row M in Plot III of the Adelaide Cemetery and the remains were exhumed at 8 o'clock on a chilly morning on the 2nd November 1993. A police cordon was placed around the Cemetery and 20 graves were shielded by a three-metre high cloth screen. The intact skeletal remains were placed in a copper casket which was then sealed. The casket was then placed in an inner coffin constructed from Australian timber which in turn was encased in a outer coffin of Tasmanian blackwood.

At 10 o'clock the coffin was transported four kilometres in a specially-prepared vehicle with a French military escort to the Australian National Memorial at Villers-Bretonneux. Here a French Army bearer party, led by a French piper, carried the coffin up to the Memorial itself. The coffin was flanked by six ceremonial pallbearers; Military and Defence Attaches representing Canada, the United Kingdom, India, South Africa, New Zealand, and Australia. The coffin was placed upon a catafalque and here His Royal Highness The Duke of Kent, the President of the Commonwealth War Graves Commission, accepted the body on behalf of the Commission. The coffin was then officially delivered to the guardianship of the Australian Ambassador.

A new bearer party comprising of two warrant officers class one from the Australian Army and two warrant officers each from both the RAN and the RAAF then took charge of the coffin. This party accompanied the Soldier to his final resting place in the Australian War Memorial, Canberra. The coffin, now adorned with the Australian Flag, a bayonet and a Slouch Hat, was then carried to a room at the base of the Memorial Tower where it was protected by an Australian Army Guard of Honour. Later it was moved to the Menin Gate at Ypres for a short ceremony to commemorate the role that Australia played in the defence of Belgium during the War.

On the 5th of November, the Unknown Soldier, after some 75 years, commenced his final trip back home on a QANTAS 747 aircraft especially re-named the 'Spirit of Remembrance'.

He arrived at Sydney on the morning of the 7th November and was transferred to an RAAF C-130 aircraft for transportation to Canberra where the Soldier was laid in state for four days in King's Hall, in the Old Parliament House, and here, for the first time, the Australian public were able to pay their respects.

On the morning of the 11th November, on a warm sunny spring day, the Unknown Soldier commenced the final leg of his long journey. The bearer party, flanked by 13 World War I veterans, carried the coffin from King's Hall to a 15 pounder BL gun carriage. The cortege then moved along King George

Terrace, across Commonwealth Avenue Bridge over Lake Burley Griffin and up towards ANZAC Parade. The bells of Saint John's Church, along with church bells across the country from Broome to Byron Bay rang out a nation's respect for the repatriated digger. A field marshal's complement of 19 minute guns also sounded out across the National Capital. The procession moved up ANZAC Parade to the Australian War Memorial accompanied by the combined bands of the Royal Military College Duntroon and the Australian Army Band Kapooka playing Chopin's 'Funeral March', the 'Dead March from Saul', and 'Flowers of the Forest'.

The Chief Mourner was the Governor-General and the Chief Pall Bearer was the Prime Minister. Official Pall Bearers were the Leader of the Opposition, the Vice Chief of the Defence Force, the Chief of the Naval Staff, the Chief of the General Staff, the Chief of the Air Staff, the National President of the Returned and Services League, and the Vice-Chairman of the Commonwealth War Graves Commission. Altogether there were 32 official mourners including the Mayors of both Villers-Bretonneux and Ypres.

The route from the Old Parliament House to the Memorial was lined by thousands of people with over 25,000 more at the Memorial itself, whilst millions of Australians across the Country followed the proceedings on either TV or national radio.



**The Tomb of the Unknown Soldier at the Australian War Memorial**

Upon reaching the Memorial the coffin was placed on the Stone of Remembrance for the Commemorative Service, during which the Chairman of the War Memorial Council accepted the remains. After the catafalque party withdrew, the Soldier was carried up into the Memorial past the Pool of Reflection and into the Hall of Memory. The Principle Chaplain for the Army read the Prayer of Committal and the coffin was lowered into the tomb by the same bearer party that had accompanied it all through France.

Three rifle volleys were fired and after the prayer of dedication the Governor-General placed a sprig of golden wattle onto the casket. A ninety-three year old veteran from the War then sprinkled soil from the battle fields of Pozieres over the casket; the Ode was read followed by the Last Post and two minutes silence. Finally, at the completion of the ceremony, the National Anthem was played.

After three days the tomb was sealed with a huge slab of Turkish marble. The face of the slab reads AN UNKNOWN SOLDIER KILLED IN THE WAR OF 1914-1918. The sloping glacis around the tomb bears the inscription HE SYMBOLIZES ALL AUSTRALIANS WHO HAVE DIED IN WAR.

## *Detachments and Crews*

Tanks, armoured personnel carriers, anti-armour equipments, mortars etc are 'manned' or 'crewed', but guns within the Royal Regiment of Australian Artillery are 'served' by 'detachments'.

Artillery companies in the early 18th century were pools of trained gunners with no equipment. When a field army was raised it was issued with the artillery equipment and the gunners were then detached to the army to serve them.

Mortar sections within infantry battalions are made up of mortar detachments, and each detachment consists of a mortar and its crew<sup>9</sup>.



**A gunner detachment serving a 105mm Light Gun**

---

9. *MLW Pt 2, Vol 5, Mortar Handling Drills & CP Procedures* (1980)

## *Identity Discs*

Just prior to the American Civil War battle at Cold Harbour US Federal troops were seen writing their names and addresses on pieces of paper and sewing them onto the backs of their coats. This was done so that, in the event of their death, their bodies could be recognised and their fate be made known to their families at home. It is thought that these were the first measures taken for 'formally' identifying troops in the event of injury or death.


During the Boer War of 1899-1902, British soldiers started carrying strips of tape in the tunic pockets, however, it seems that soldiers being soldiers, the strips were often misplaced, resulting in a detailed search of the seriously wounded and dead to locate them. In 1906 each soldier was issued with a tin disc and given specific orders that it was to be worn around the neck.

By the Great War soldiers were issued with two discs each; one round and coloured red; the other octagonal and coloured green. These discs were stamped with the soldiers name, religion and unit. The red tag was to be removed from bodies by burial parties and attached to a small bag containing the soldier's personal belongings. The tags' dual purpose was to identify the owner of the contents and at the same time assist in establishing a record of those killed. The green tag remained with the body for temporary burial, making the corpse identifiable when exhumed at a later date for proper burial. (Legend has it that the two colours were to assist soldiers in remembering which tag went where; red, the colour of blood, was taken away indicating that the 'owner' was dead and green, the colour of grass, was kept with the body for burial.)

Today the Australian Army's Personnel Identification Tags are referred to as 'Number 1 Tag' (the octagonal shaped disc) and 'Number 2 Tag' (the circular disc) and they are embossed with the title AUST, the soldier's regimental number, initials and surname, religion and blood group. The circular tag is removed from the body and the octagonal tag should, given time, be placed inside the dead soldier's mouth between the teeth and the lips.

## *Flag Stations*

National flags, hoisted and flown from protected locations, were a traditional means of proclaiming sovereignty. As these sites became established the flags were relocated inside forts and the like, where the flags and the troops protecting them, were more secure.



**The Flag Station at the Royal Military College, Duntroon**

By the end of the 17th century forts and castles lost much of their military significance and a Royal Proclamation in 1801 directed that The Union Flag should be flown at all His Majesty's forts and castles and worn by all His Majesty's ships. Due to the gradual increase in production of the Flag over the years, the importance of these forts and castles or 'Stations' tended to be lost. In 1873 a list of British Flag Stations around the world was included in Queen's Regulations for the British Army. Regulations required that the Union Flag was to be flown at these Stations all year round.

Australia's first Flag Station was established in 1873 and there are currently 13 Stations around the Country. All are maintained in Army establishments where, by tradition, they can be protected.

In recent years with the much wider use of the Australian National Flag, the prominence and the significance of these Stations have diminished, nevertheless the Flag Stations still proclaim the Nation's sovereignty and remain subject to special regulations contained in the Army's Ceremonial Manual.

### *The Pioneer Sergeant of 4 RAR*

In 1965 the then Governor-General, Lord De L'Isle, presented the 4th Battalion, the Royal Australian Regiment (4 RAR), with its Colours. He suggested that the Battalion's Pioneer Sergeant wear a beard and carry an axe as is the custom in many British Army units. The tradition dates back to the 18th century when each British infantry company had a pioneer who marched at the head of the regiment. He wore a 'stout' apron and carried an axe which was used to clear a path for all that followed. The pioneer sergeant was also the unit blacksmith and as such wore an apron to protect his uniform and a beard to protect his face from the heat and the slag of the forge. His axe was also used to kill horses that were wounded in battle. The Pioneer Sergeant in 4 RAR also carries a tomahawk on parade in lieu of a bayonet.

4 RAR is the only unit within the Australian Army with a soldier who is officially authorised to wear a beard. The tradition continued through the period 1973-1995 when 4 RAR was amalgamated with 2 RAR (2/4 RAR).

Outgoing pioneer sergeants have their beard removed in front of the entire Battalion, by the Commanding Officer.



**The Pioneer Sergeant**

### *1 RAR Shovel*

When the departing Commanding Officer of the 1st Battalion, The Royal Australian Regiment (1 RAR), was reviewing his Unit farewell Parade in Korea in 1953, he was disgusted with the standard of the drill and was reported to comment that he “could have done better with a shovel”. The acting RSM cried out “Prove it”. With this the CO and the warrant officers and senior NCOs headed for the Sergeants’ Mess where the CO, armed with a shovel, was put through a variety of drill movements.<sup>10</sup>

On completion of the ‘display’ the CO ordered that the shovel be packed up and returned to Australia, where it has remained in the Battalion’s Sergeants Mess ever since. On each new CO’s first visit to the Mess it is brought out and, armed with the shovel, he is put through a series of rifle drill movements.

---

10. 1RAR Regimental History p.2



**A Commanding Officer of the 1st Battalion,  
the Royal Australian Regiment and The Shovel**

### *The Lance*

The lance was the principal weapon of the mounted man from the Norman Conquest to the beginning of the 17th century when it was largely discarded in Europe for some 200 years, before returning into service toward the end of the 18th century when Napoleon re-introduced the weapon in Europe. The success of his Polish Lancers and their effect on the infantry prompted the British Army to adopt the weapon for its own Forces in 1816.

In 1881 the length of the lance was shortened to six feet (1.8 meters) making it a more convenient weapon; after a variety of blades were tried over the years the three-sided point blade was adopted.

The Boer War saw the rifle come into favour as the most preferred weapon of the cavalry and the lance was abolished in 1903, being retained solely for ceremonial parades. It was briefly re-introduced into service as an operational weapon in 1909, however, World War I heralded a change in cavalry tactics which eventually led to the lance being abandoned as a weapon of war in 1927.



**A warrant officer of the Royal Australian Armoured Corps with a ceremonial lance**

### *The Australian Imperial Force*

The Australian soldiers who served in World War I were all volunteers. Even Regular Army personnel had to resign from the Army to join the formation known as the AIF, the Australian Imperial Force. The Force was raised and named by Major General William Bridges.

The Defence Act of 1904, which was drafted after the Boer War, contained a provision which prevented the Australian Government from sending soldiers outside Australia. This Act came about because, after the Boer War, many parliamentarians were concerned about future Australian involvement in overseas British Imperial operations, believing instead that the Australian Defence Force was purely for the defence of Australia.

However, the same Act did contain a clause which allowed Australians as individuals to volunteer for overseas service in defence of the Empire and it was this 'loophole' which enabled the government to raise a force to serve overseas to fight in the Great War (World War I). The same problem arose during World War II, where again soldiers had to resign from the Regular Army to volunteer to serve overseas in a new force, aptly named the 2nd AIF.

In 1943 the Act was amended to allow the Government to deploy the Militia and conscripted soldiers to the South-West Pacific Theatre. After the War the Act was completely changed, empowering the Australian Government to deploy the Regular Defence Forces overseas to any theatre of operations.

The 1st AIF was formally disbanded on 1st April 1921 and the 2nd AIF on 30th June 1947; there will never again be an AIF.



## *Army Formations*

The word formation comes from the Latin *formatio*, a term used in the days of the Roman Empire to describe the disposition of troops going into battle. Today formations in the Australian Army range from command formations through to divisions, brigades (or task forces), regiments, battalions and companies (batteries or squadrons), all the way down to troops, platoons and sections.

### *Brigade*

The term brigade is French, coming from the Old Italian word *brigare* (to fight).

### *Regiment*

The term regiment, from the Latin *regimentum* (to rule) has many meanings. In the case of the artillery, the engineers and in armoured units it means a unit made up of sub-units (ie. batteries or squadrons). However, in the case of the gunners, the Royal Regiment of Australian Artillery itself is comprised of a number of regiments (regiments within a Regiment, as described in the Paragraph below dealing with The Battery); yet within the infantry a regiment is an organization consisting of a number of battalions. Before the 17th century the main military unit was the company. In time they were brought together under the rule (or regime) of a single commander; hence the term regiment.

### *Battalion*

The term battalion dates back to the 16th century. It is derived from the French *bataillon*, which is thought to have been a common term used associated with the word 'battle'. Traditionally the battalion is a unit of infantry made up of several companies and forms a part of a brigade and/or a regiment.

### *Battery*

The word battery comes from the French *battre* (to beat), which is in itself derived from the Latin *battuere*. A battery was a fixed fortified structure in which artillery pieces were placed. Artillery in the field, however, were grouped into troops and companies. In 1722 gunner companies were organised into a regiment and it became known as the Royal Regiment of Artillery (see the paragraph above on The Regiment). In the late 1850s companies of guns became known as battalions, then with another name change they became regiments. Over the same period troops of artillery came to be known as batteries.

## *Company*

The term comes from the French *compagnie* (companion). Towards the end of the medieval period mercenary bands of professional soldiers were found roaming the land looking for battles and wars to fight; the captains of these groups would accept contracts and money was then invested to finance these bands, which went on to become known as companies. The soldiers would then share in the resulting profits from plunder and ransoms.

## *Squadron*


It is said that the term squadron is derived from the Italian *squadron*, *orsquadro*, which in itself is derived from the Latin *quadra*, a square.

## *Troop*

The origin of the term troop has been lost in time but it is thought to have come originally from the French *troupe* or *trope*, based on the Latin *tropus*, a flock. Today troops are subordinate formations within artillery batteries and both engineer and armoured unit squadrons. The term troops is also used to describe the 'other ranks' (junior NCOs and private soldiers).

## *The Governor-General's Baton*

The silver baton which is carried by the Music Director of the Band of the Royal Military College Duntroon was presented to the Band in 1979 by the then Governor-General Sir Zelman Cowen. It was presented in recognition of "fine musicianship and to mark the Silver Jubilee of the Band"<sup>11</sup>. The Baton is used only on occasions when the Governor-General is present.



**The Governor-General's Baton**

---

11. Royal Military College *The History of the RMC Band*

### *The Governor-General's Sword*

The ceremonial sword carried by the Under Officer commanding the Sovereign's Company at the Royal Military College Duntroon, was presented to the College by the then Governor-General, Sir Ninian Stephen, in 1988. It was presented as a farewell gift on the occasion of the 15th and final parade he reviewed in his capacity as Governor-General.



**The Sovereign's Company Under Officer being presented with the Governor-General's Sword**

### *Staff-Cadet Casey*

Legend has it that many years ago, in the past history of the Royal Military College Duntroon, there was a staff cadet named Casey. Staff Cadet Casey was a member of Fourth Class. Prior to a particular Christmas leave he was skylarking and managed to lock himself in a broom cupboard. Casey was not missed from the Leave Draft, thus remaining in the cupboard until the Corps returned for duty in the new year.

Staff Cadet Casey's skeleton was found but his ghost still haunts the corridors and cavities of the College. He will never graduate but, to appease his spirit, he is present at each graduation ball.

Casey's skeleton is lodged inside a glass locker at the Cadets' Mess along with 'his' parade boots and Blues cap.



**Staff-Cadet Casey**

### *Honorary Colonels and Colonels Commandant*

Honorary Colonels and Colonels Commandant are officers who are appointed to assist in the domestic matters of a unit, regiment or a corps. They are, in fact, appointed by the Chief of Army. Corps have the option of adopting either title, Honorary Colonel or Colonel Commandant.

Their role usually includes fostering esprit-de-corps and taking an overall interest in the general welfare of the unit (regiment or corps). They also assist in maintaining links with similar formations overseas. The Honorary Colonel or Colonel Commandant may also advise on unit, regimental or corps matters such as charities or similar organizations, memorials and customs.

A Regimental Colonel is an officer who is appointed to assist the Honorary Colonel or Colonel Commandant. This position is also appointed by the Chief of Army.

## *Representative Honorary Colonels and Representative Colonels Commandant*

Representative Honorary Colonel and Representative Colonels Commandant are officers selected from the list of Honorary Colonels and Colonels Commandant of corps which have more than one to represent it. For example the Royal Regiment of Australian Artillery has a Colonel Commandant in each state and one of these is selected as the Honorary Colonel Commandant to represent the Regiment as a whole at certain functions, or with regard to a particular Regimental matter. The representative is appointed by the Chief of Army on the recommendation of respective Honorary Heads of Corps.

The governor of a state, an officer on the retired list who on retirement was a lieutenant colonel or higher rank, an officer currently holding the rank of lieutenant colonel or higher, may be appointed as an Honorary Colonel or Colonel Commandant. Other people may, in very exceptional circumstances, be appointed to the position.

A Regimental Colonel may be an officer of lieutenant colonel or above, or an officer on the retired list who retired was a lieutenant colonel or above.

## *Volunteers and Militia*

The colonial forces of the country were drawn together in 1901 to form the Australian Army. These forces were made up of three different groups; there were the Permanent Forces, the Militia and the Volunteer Forces.

Members of the Militia were paid part-time soldiers whilst the Volunteers were unpaid<sup>12</sup>; the Volunteer soldiers of the day had to meet all expenses out of their own pockets. In time the Militia were re-named the Citizen Military Forces and today they are known as the Reserve.

## *Gunners, Sappers, and Other Ranks*

There are many confusing terms used within the Army and the three most common are gunners, sappers and other ranks. They can, under varying circumstances, mean different things.

### **Gunners**

The private rank of soldiers in the Royal Regiment of Australian Artillery is gunner but all members of the Regiment, regardless of rank, are referred to as gunners. Adding to the confusion, gunners is also the term used to refer to the Regiment as a whole. In other words, "Gunner Reading reported

---

12. John Mordike *An Army for a Nation* p. 1-2

to the guard room”, or “General Austen is a gunner”, or “The gunners have served in every conflict in which Australia has been involved”.

## **Sappers**

A similar problem with regard to terminology exists with the Royal Australian Engineers.

Sapper is the rank of the private soldier within the Corps; all members of the Corps are sappers, and the Corps as a whole is also referred to as the sappers. The term ‘sapper’ relates back to the very early days of engineers; to sap was to dig siege trenches, or tunnels, under the enemy’s fortifications.

## *Other Ranks*

The term other ranks may be used in a variety of situations.

*Officers and Other Ranks.* In this context the term refers to all personnel other than commissioned officers (ie. warrant officers, both senior and junior non-commissioned officers and soldiers of private, or equivalent, rank).

*Officers, Warrant Officers, Senior NCOs and Other Ranks.* In this context the term refers to the junior non-commissioned officers and soldiers of private, or equivalent, rank.

*Officers, Warrant Officers, NCOs and Other Ranks.* Here the term refers to the soldiers of private, or equivalent, rank only.

*Rank and File.* This refers to all the soldiers who are formed-up on parade in the ranks (usually the private soldiers and the junior non-commissioned officers) and the warrant officers and senior non-commissioned officers who form-up in files to the flanks of the ranks, or in a separate supernumerary rank (serrefile) behind the main ranks of soldiers. Officers form-up in front of the rank and file.

## *Mascots*

Armies throughout history, dating back to the Romans, have had animals as pets and mascots ranging in variety from kittens and hens to tigers, camels and elephants. Their reasons for being adopted varied from the necessity of comfort (many Russian soldiers of the Crimean War kept kittens buttoned-up inside their coats to keep themselves warm) to heroes (according to Roman legend it was the cackling of geese that warned the Capital’s defenders of the approaching Gauls).

Some mascots are adopted by units as a representation of the regimental badge (2nd Cavalry Regiment and the eagle), some because of history (the Royal Australian Army Medical Corps and the donkey - Simpson and his donkey at Gallipoli), and some simply because the animal in question adopted the unit. There are ‘unit-trained’ mascots, such as dogs and horses which can participate in regimental parades, and there are those which are better off, for all concerned (particularly reviewing officers), housed elsewhere.

An example is the 5th/7th Battalion, the Royal Australian Regiment mascot which is a tiger and is kept at Sydney's Taronga Park Zoo.

Unlike the British Army, mascots in the Australian Army are officially recognised. They are given a regimental number and a name, both of which appear on the unit roll. They are registered with the Army's Ceremonial Section and the Soldier Career Management Agency and they can even be officially promoted. As some have discovered, they can also be charged with an offence (a certain ram was charged with having a female in his lines when a rival battalion slipped a ewe into his pen late one night) and they can be reduced in rank. However, the unit or corps is responsible for all of the mascot's expenses and well being as public funds are not expended on mascots.



**The 2nd Cavalry Regiment's Corporal Courage**

### *The Waterloo Dinner*

The Royal Australian Engineers' annual Dinner is known as the 'Waterloo Dinner'. In 1915 at Gallipoli a dinner was held to celebrate the completion of an Engineer task known as Watson's Pier at ANZAC Cove. The date chosen to hold the dinner just happened to be the 18th of June, the 100th anniversary of the famous battle. The Regimental Dinner, which is still conducted annually, is held as close as is possible to the original date.

### *Mess Bells*

A number of messes within the Australian Army, particularly sergeants' messes, have a bell which is used to bring the mess members to order for a particular announcement (eg. the arrival of a guest, or perhaps for an announcement by the mess president).

The bell is usually in the shape and design of a ship's bell and in some cases that is exactly what the bells are. Two examples are the bells in the Regimental Sergeants' Messes of both the Royal Regiment of Australian Artillery and the Royal Australian Infantry Corps.

The bell in the gunners Mess is a copy of that from HMAFA (His Majesty's Australian Fleet Auxiliary) *Biloela*. Upon de-commissioning in 1930 the crew of the Auxiliary presented its bell to the Garrison Artillery Sergeants' Mess at South Head in Sydney. This 'good will' gesture was promoted by an incident when a team from the Mess went aboard the *Biloela* some years earlier for a convivial evening and later departed - with the bell. The Navy viewed the incident somewhat dimly and it was only after the bell was returned that harmony was restored; a relationship that lasted to the end of the *Biloela's* life.

The Coast Artillery moved out of South Head in 1953 and the bell then moved across, with the Gunners, to North Head, where it was positioned at the top of the parade ground. The bell was rung every day for Regimental Training Wing's 'on parade' calls. When the Wing moved to Holsworthy in 1969 as 123rd Training Battery, the bell remained at the School of Artillery but a copy was made and it accompanied the Wing on its move across Sydney. When the Battery was disbanded and the Wing returned to the School, the replica bell moved into the Regimental Sergeants Mess.



#### **The Mess Bell in the Royal Military College's Sergeants Mess**

The bell in the Infantry's Regimental Sergeants' Mess is that of the former aircraft carrier HMAS *Sydney*. The story of the association between the carrier and the Royal Australian Regiment goes back to the Korean War when the *Sydney's* aircraft flew in support of the Regiment's battalions. In later years the *Sydney* was converted to a troop carrier and carried all the RAR battalions to and from South Vietnam. During all these years a firm bond of friendship was established through all rank structures between the crews of the *Sydney* and members of the Regiment.

Upon the *Sydney's* de-commissioning the carrier's bell was selected as being an appropriate gift to present to the Regiment as a token of this long standing relationship. On 14th December 1975 it was handed over on permanent loan to the Infantry Centre to be held in trust for the Royal Australian Regiment.

There really is no one story behind the 'tradition' of ships' bells in messes; it is just a tradition that has come about over time, simply because people thought they looked nice in a mess and they are a very good device for getting the attention of all within the mess. **Of such things traditions are made.**





## CHAPTER 5

### **Barracks and Lines of the Australian Army**

#### *Barracks and Lines*

Barracks were first constructed in Britain during the late 18th century and they replaced the system of billeting troops out with the local inhabitants. This gave the officers greater control over the soldiers and at the same time protected them from "the contaminating influences of the lower orders"<sup>1</sup>. It was not a popular decision at the time for it was seen as separating the Standing Army from society.

In Australia the British troops were housed in barracks virtually from the start of the early days of settlement. Today barracks are, in the main, made up of a number of units, each occupying an area within the barracks known as (unit) lines.

Both barracks and the various unit lines within barracks are named, in the majority of cases, after famous battles or soldiers. As time passes the origins of many of these names are forgotten; here briefly is their origin. Barracks named after the suburb in which they are located, eg. Randwick Barracks, are not included.

#### *Barracks*

ANGLESEA	Marquis of Anglesey, Master of Ordnance (1811)
BARDIA	Battle of Bardia; Libya (World War II)
BEERSHEBA	Battle of Beersheba; Palestine (World War I)
BLAMEY	Field Marshal Sir Thomas Albert Blamey (1884-1951). Receiving a commission in 1906 he landed at Gallipoli on the first day, as the intelligence officer HQ 1st Division. On the Western Front he served as chief-of-staff to General Monash. Between the Wars his postings included Deputy CGS, Commander 3rd Division and Commander 6th Division. Starting World War II as a corps commander, he was appointed C-in-C AMF in 1942 and then Commander Allied Land Forces (South-West Pacific). He was promoted Field Marshal in 1950.
BOBDUBI	Battle of Bobdubi; Papua New Guinea (World War II)
BORNEO	Scene of Australian operations (World War II and The Confrontation 1962-66)

---

1. *The Oxford Companion to Australian Military History* p.84

BRIDGES	Major General William Throsby Bridges (1861-1915). He was commissioned into the New South Wales permanent artillery in 1885 and was posted as the Chief Instructor to the School of Artillery in 1893. Bridges was seconded to the British Army in 1899 and saw active service in South Africa during the Boer War. In 1902. Back in Australia, he was posted as the Assistant Quartermaster-General and in 1909 became the first CGS of the Australian Army. In 1910 he was chosen to establish a military college in Australia and RMC opened at Duntroon in 1911 with Bridges as the Commandant. He was ordered to raise the AIF in 1914 and after service in Egypt he landed at Gallipoli with the 1st Division on 25th April 1915. He was wounded on 15th May and died three days later. Bridges was the first Australian Army officer to reach the rank of general and his grave lies in the grounds of the Royal Military College at Duntroon.
BOUGAINVILLE	Scene of Australian operations (World War II)
BUNA	Battle of Buna; Papua New Guinea (World War II)
CAMPBELL	Lieutenant Colonel J. A. Campbell (1842-1924). A former British sergeant-major he joined the Colonial Army in Western Australia; commissioned, he finished his career in 1902 as the Acting Commandant of the Commonwealth Military Forces in Western Australia.
DAMASCUS	Scene of Australian Light Horse operations; Syria (World War I)
D'AMOUR	Town liberated by the 25th Brigade; Syria (World War II)
DUNLOP	Sir Edward "Weary" Dunlop (1907-93). A doctor in the Medical Corps of the 2nd AIF, he became a POW of the Japanese. During his time in captivity he, like all the other allied medical officers, was responsible for saving the lives of countless sick and wounded fellow POWs.
GALLIPOLI	Site of the ANZAC landings; Turkey, Sunday 25th April 1915 (World War I)
GAZA RIDGE	In recognition of AAOC (now RAAOC) personnel who served in the area of Gaza Ridge, Egypt (World Wars I and II)
GONA	Battle of Gona; Papua New Guinea (World War II)
HAMEL	Battle of Hamel; on the Somme, France (World War I)
HOPKINS	Major General Ronald Hopkins (1897 - 1990). An officer with the Light Horse in World War I and Commander of the 7th Division cavalry during 1940-41 and the Australian component of the BCOF in Japan after World War II. He was a Commandant of RMC and was later responsible for significant developments in the RAAC.
IRWIN	Major F.C. Irwin (d.1860). Commandant of the West Australia Colonial Forces in 1836 and the acting Governor of the Colony during the 1840s.
JEZZINE	Scene of Australian operations; Syria (World War II)
KIARIVA	Scene of Australian operations; Papua New Guinea (World War II)
KOKODA	The Kokoda Track; Papua New Guinea (World War II)
KOMIATUM	Komiatum Ridge; Papua New Guinea (World War II)
LAMIA	Scene of Australian operations; Greece (World War II)
LATCHFORD	Colonel E.W. Latchford (1889-1962).
LARRAKEYAH	The Aboriginal tribe that lived in the area which is now Darwin.

LAVARACK	Lieutenant General Sir John Lavarack (1885-1957). A regular Army officer, he served with the 1st AIF on the Western Front. Between the wars he was a Commandant of RMC, Director of Military Operations and Intelligence and a CGS. During World War II he commanded the 7th Division, was GOC Cyrenaica Command, Commander of I Corps and he commanded the 1st Australian Army in Queensland. After the War he served a term as the Governor of Queensland.
LEEUWIN	HMAS Leeuwin was, from 1926, used as a drill hall and as the headquarters for the District Naval Officer at Freemantle. After World War II it was mostly employed as a base for the training of reserves and national servicemen, and in 1959 it became the site for the Navy's junior recruit training. The establishment was de-commissioned as a RAN Ship on the 11th November 1986.
LONE PINE	Scene of Australian operations; Gallipoli (World War I)
MAYGAR	Lieutenant L.C. Maygar, VC (1872-1917). Joining the 5th Victorian Mounted Rifles in 1891, he served as an officer in the South African Boer War where in 1901 he was awarded the Victoria Cross for his actions at Geelhoutboom. After the War he joined the 8th Light Horse Regiment and in 1914, with the 1st AIF, he was posted to the 4th Light Horse Regiment. He served with the Regiment at Gallipoli and then in the Middle East, as the Regiment's CO, where he was killed in action during the battle of Beersheba.
MENIN	Battle of the Menin Road ridge; Belgium (World War I)
MILNE BAY	The Battle of Milne Bay; Papua New Guinea (World War II)
MONT ST QUETIN	Battle of Mont St Quetin; France (World War I)
NORRIS	Major General Sir Frank Norris (1893-1984). Director-General of Army Medical Services over the period 1948-55. He was responsible for the purchase of the property for the School of Army Health at Healesville in 1951.
PALMER	Brigadier E.L. Palmer (1923-). Director-General of Supply for the Army over the period 1976-77 and Honorary Colonel for the RAAOC 1978-90.
PASSCHENDALE	Battle of Passchendale; Belgium (World War I)
PATERSON	Major William Paterson (1755-1810). An officer in the New South Wales Corps; his appointments included Detachment Commander at Norfolk Island, Administrator and later, Lieutenant-Governor of the Colony of New South Wales. In 1840 he was ordered to Tasmania to found two settlements, York Town and what is now Launceston.
RANGER	The Barrack's original occupants were the Ballarat Volunteer Rifle Regiment, better known as the "Ballarat Rangers".
ROBERTSON	Lieutenant General Sir Horace Robertson (1894-1960). A graduate of the second class from RMC, 1914, he served with the 10th Light Horse Regiment during World War I. Between the Wars his postings included DMA at RMC and his postings during World War II included Commander of the 1st Australian Armoured Division and the 6th Australian Division. At the War's end he held the post of C-in-C of the British Commonwealth Occupation Force in Japan.
ROMANI	Battle of Romani; Sinai (World War I)
SALAMAUA	Battle of Salamaua; Papua New Guinea (World War II)
SANANANDA	Battle of Sanananda; Papua New Guinea (World War II)
SIMPSON	Major General C.H. Simpson (1894-1964). Commissioned in 1912, he served in the Signal Corps during World War I and in 1940 was appointed as the Chief Signals Officer in 1st Australian Corps. Later, during World War II, he became the Signals Officer-in-Chief of the Allied Land Forces.

SOMME	Battle of the Somme; France (World War I)
TAYLOR	Major General K.J. Taylor (1929 -). Commissioned in 1950, into the Royal Australian Corps of Signals, he served in both the Korean and Vietnam Wars.
TIMOR	Scene of Australian guerrilla operations (World War II)
TOBRUK	The Siege of Tobruk; Libya (World War II)
VICTORIA	Queen Victoria (1837-1901)
WATERLOO	Battle of Waterloo; Belgium (1815)
WITTON	Witton Manor; a boarding house that stood on the Barrack's present location.

### *Unit Lines*

BALIKPAPAN	Scene of Australian amphibious operations; Borneo (World War II)
BARCE	Scene of Australian operations; Libya (World War II)
BIEN HOA	Scene of Australian operations; South Vietnam
CHAU PHA	Battle of Chau Pha; South Vietnam
CHAUVEL	Lieutenant General Sir Harry Chauvel (1865-1945). A commissioned officer in the Queensland Mounted Infantry (QMI) he transferred to the Queensland Permanent Military Forces in 1896. He commanded both the QMI and the 7th Commonwealth Light Horse in the South African Boer War and the 1st Light Horse Brigade during World War I. His commands in the Middle East included the 1st Australian Division, the ANZAC Mounted Division, and the Desert Mounted Corps. After the war he held the post of CGS.
CORAL	Battle of Coral; South Vietnam
ES SALT	Battle of Es Salt; Palestine (World War I)
GALLIPOLI	Site of the ANZAC landings; Turkey, 25th April 1915 (World War I)
HERAKLION	Area of Australian Operations; Crete (World War II)
JORDAN	Area of Australian Light Horse operations (World War I)
KAPYONG	Battle of Kapyong; Korea
KOEPANG	Battle of Koepang; Timor (World War II)
LONG HAI	Long Hai Hills; scene of Australian operations; South Vietnam
LONG TAN	Battle of Long Tan; South Vietnam
MALAYA	Scene of Australian operations during World War II, and the Malayan Emergency
McKECHNIE	Lieutenant Colonel A.F.C. McKechnie (1901-1975). An officer in the RAE militia. During World War II he served in the Middle East and New Guinea; after the War, with the CMF, he went on to become the CO Western Command RAEME Training Depot and OC 2nd Medium Workshops.
McKINLAY	Colonel J.L. McKinlay (1894-1984). A signaller who landed at ANZAC Cove on 25th April 1915. During World War II he held a posting as a corps staff officer and later, after the War, became the first Colonel Commandant for the Signal Corps in Western Australia.

MOUNT OLYMPUS	Scene of operations by Australian Signallers; Greece (World War II)
POZIERS	Battle of Poziers; France (World War I)
RETIMO	Area of Australian operations; Crete (World War II)
SAMICHON	Samichon Valley; Scene of Australian operations; Korea
TOBRUK	Siege of Tobruk; Libya (World War II)
VERNON	Three generations of the Vernon family all served as commanding officer of the 1st/15th Royal New South Wales Lancers throughout its lineage: W.L. Vernon, 1903-06; his son H.V, 1921-26 and grandson P.V, 1952-52.
VINCENT	Major General D. Vincent (1916-1995). A Signal Corps officer, he served in South Vietnam as the Commander 1st Task Force and later as the Commander Australian Military Forces Vietnam.
VUNG TAU	Location of the Australian Logistic Support Group; South Vietnam
WALER	The breed of horse employed by the Australian Light Horse in World War I.



## **CHAPTER 6**

### **Corps and Regimental Badges of the Australian Army**

#### *Corps and Regimental Badges of the Australian Army*

The majority of the corps badges within the Australian Army have been copied from the British Army and this is to be expected, for the corps themselves were derived from the British. There are, however, two misconceptions about badges; one deals with the prefix title ROYAL and the other concerns the type of crown that ensigns the badges.

There is a thought that corps and regiments prefixed with the title ROYAL are noticeable as such because of the incorporation of the Crown within their badges; this is not so. Prior to 1751 many units wore the Arms of their commanders in their dress, but in that year King George II issued a warrant which stated, amongst other things, that “no colonel (is) to put his Arms, Crest, Device or Livery on any part of the Appointments of the Regiment under his command”<sup>1</sup>. The warrant went on to state that the King’s Cypher and Crown were to be placed on the front of caps; in other words, the Crown was incorporated into the badges to signify that the troops were the soldiers of the King and not the colonels.

There are six corps that have the Crown incorporated within their badges and yet do not carry the prefix ROYAL. These are the Australian Army Aviation Corps, Australian Intelligence Corps, Australian Army Catering Corps, Australian Army Legal Corps, Australian Army Psychology Corps and the Australian Army Band Corps. The Australian Army Public Relations Service and the university regiments can also be added to this list. Whilst there are no such examples within the Australian Army, there are a number of units within the British Army that have the prefix ROYAL and yet have no crown within their badges (eg. 10th Royal Hussars, the Royal Scots, the Royal Sussex Regiment and the Royal Inniskilling Fusiliers).

The current style of Crown on our badge is commonly referred to as the ‘Queen’s Crown’ and is based on the St Edward Crown. Badges worn pre-1954 had the ‘King’s Crown’, based on the Imperial Crown. All sovereigns select their own style of crown design for their cypher and it is this crown which adorns military accoutrements throughout their reign. All British sovereigns since King Charles II have been crowned with the St Edward Crown so therefore, there is no guarantee that our badges will revert back to the ‘Kings Crown’ on the succession of Prince Charles to the throne.

The Royal Cypher which appears in the badges of the Royal Australian Engineers, The Royal Queensland Regiment and The Royal

---

1. T.J. Edwards *Regimental Badges* p. 12



Australian Corps of Transport, consists of the letters E and R, and the Roman Numerical II (2). E is for Elizabeth, whilst the R is Regina (Latin for 'queen'). R is also used in kings' cyphers, for Rex (king). E II R: Elizabeth the Second, Queen.

The Most Noble Order of the Garter appears in only two Australian Army corps badges, that of the Royal Australian Engineers and the Royal Australian Army Ordnance Corps. The Garter is made of dark blue velvet upon which is borne, in gold lettering, the motto of the Order: HONI SOIT QUI MAL Y PENSE (EVIL TO HIM WHO EVIL THINKS)<sup>2</sup>. A circle or strap with a buckle inscribed with a regimental title, or motto, is not a Garter. In badges the Garter may only be correctly described as such when it contains the motto of the Order (it should be noted that the motto does not belong to the corps that incorporate the Order within their badges). There are a number of varying translations for the Order's motto which are not incorrect but the one mentioned here is accepted by the College of Arms as being that which is nearest to the original intention.

There is a misconception too that the Royal Australian Armoured Corps adopted the tradition of wearing white metal regimental badges from the British Army. In fact this is a purely Australian custom. There is no tradition of white metal badges for armoured units in the British Army. The badges of both the Royal Tank Regiment and the Royal Armoured Corps are white metal but the badges of the Household Cavalry are brass and most of the British armoured cavalry regiments badges are a mixture of brass and white metal (Queen's Own Hussars and the Royal Scots Dragoon Guards to name two). On the other hand there are a good number of British Infantry regiments that wear white metal badges; the Argyll and Sutherland Highlanders, the Gurkha regiments, and the Parachute Regiment are a few examples.

It was Brigadier McCarthur-Onslow, Commander of the 4th Australian Armoured Brigade in 1944, who suggested the white metal badge, the aim being to give the Corps a distinctive badge and one in line with the British Royal Armoured Corps badge.

The badge of the Royal Australian Army Nursing Corps (RAANC) is also white metal. The colour was adopted from the British Army nursing badge which goes back to 1902. In that year the Queen Alexandra's Imperial Military Nursing Service (QAIMNS) was inaugurated and its badge was designed by Queen Alexandra herself; the badge was called a "cape medallion"<sup>3</sup> and was worn on the nurses' scarlet capes. The medallion was made of silver and contained, in the design, the Danish Cross (the Queen was a Danish Princess).

The Queen Alexandra Royal Nursing Corps (QARNC) was formed from the QAIMNS in 1949 and the Corps carried on the tradition of the silver badge; the Corps also uses the colour silver in its badges of rank. The current RAANC badge was introduced into the Australian Army in 1953, adopting the QARNC tradition of silver; the scarlet backing represents the nurses capes on which the original medallion was worn.

---

2. Letter to the author from the Garter Principal King of Arms, College of Arms, dated 30th September 1995

3. *British Nursing Badges* p. 73

Then there is the badge of the Sydney University Regiment, which happens to be black. In 1929 His Majesty King George V approved of the affiliation between this Regiment and the 60th Regiment the King's Royal Rifle Corps (hence the bugle horn within the badge). As with most rifle regiments in the British Army, the Corps' regimental badge, badges of rank and the like were black. The tradition of the affiliation is still carried on by the Regiment.

In most cases the collar badges of the corps and regiments are just smaller versions of the head-dress badge (but in the majority of cases they are manufactured in pairs so when worn the badges face into the centre of the body); however, there are four exceptions. There are two different designs for the collar badge of the Royal Regiment of Australian artillery (one for warrant officers class two and below, and one for the officers and warrant officers class one); there are two different versions of the badge for the Royal Australian Engineers (for the two rank structures as explained above for the gunners), there is a different design for the Infantry Corps badge, and the Chaplains' Department wear a cross. The gunners' grenade has seven flames and the sappers' nine; the reason for the different number of flames is simply to differentiate between the two Corps.

There are some long and complex histories behind many of the corps and regimental badges within the Australian Army. The aim here is not to go into these histories but rather simply to explain the design and make-up of the badges as they are today, along with a very brief background to the corps or regiment.

References to the date on which a particular badge was adopted by a corps or regiment are based on the original design of the current badge proper and not to the change of Crown (eg. the badge of the Royal Australian Artillery was adopted in 1949 but the design of the Crown changed in 1954; the date given in the text is 1949).

## *The Australian Army Badge*

In 1902 a badge was urgently sought for the Australian contingents raised after Federation for service in South Africa during the Boer War. The most widely accepted version of the origin of this badge is the one that attributes the selection of its design to a British officer, Major General Sir Edward Hutton, the newly appointed Commander-in-Chief of the Australian Forces at that time.

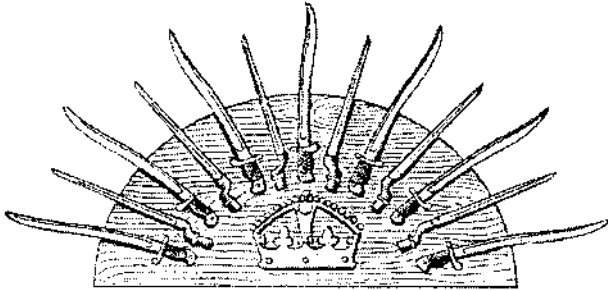
Hutton had earlier received as a gift from Brigadier General Joseph Gordon, a military acquaintance of long standing, a 'Trophy-of-Arms' comprising mounted cut and thrust swords and triangular Martini Henri bayonets which were arranged in a semi-circle around the Crown. To General Hutton the shield was symbolic of the co-operation of the naval and military forces of the Commonwealth.

The original design which was created and produced in haste in 1902 was modified in 1904. This badge carried a scroll inscribed with the wording AUSTRALIAN COMMONWEALTH MILITARY FORCES and it was worn throughout both World Wars. There were a number of variations to the badge; a special version was struck for the coronation of King Edward VII in 1902 and

there was a design which had the wording AUSTRALIAN INSTRUCTIONAL CORPS in the scroll.

In 1949 when corps and regimental badges were re-introduced into the Army, the inscription on the scroll was changed to read AUSTRALIAN MILITARY FORCES. In 1969 the badge went through another alteration with the introduction of the Federation Star and the inscription was once more changed to read AUSTRALIA; this design was never fully issued.

In 1991 a new design was produced which is now on issue. The 'Rising Sun' badge was originally entitled the General Service Badge but it is now officially called the Australian Army Badge. It will, however, always be referred to as the 'Rising Sun'.



**The Trophy**



**The Original Badge**



**The 1904 design**



**The 1949 design**

A semi-circle of rays protruding out and away from the Crown; below, a scroll inscribed with the title THE AUSTRALIAN ARMY



**The Australian Army Badge**




**Generals Badge**

### *Generals Badge*

Crossed sword and baton within a wreath, ensigned with the Royal Crest (a lion guardant upon the Crown). This badge is worn by all general ranks.

### *The Royal Crest*

A lion guardant upon the Crown. This badge is worn by brigadiers and colonels.



**The Royal Crest**

*The Royal Military College (Duntroon)*




**The Royal Military College (Duntroon)**

Crossed boomerangs within a scroll, bearing the Corps of Staff Cadets motto DOCTRINA VIM PROMOVET (KNOWLEDGE PROMOTES STRENGTH), atop another scroll inscribed with the title ROYAL MILITARY COLLEGE. The whole surmounted with the Crown.

The College opened in 1911 and the current badge was approved in 1912.

*Royal Australian Armoured Corps*



**Royal Australian Armoured Corps**

A World War I Mark IV tank above a boomerang, inscribed with AUSTRALIA, backed by a wreath and crossed lances. The whole surmounted by the Crown.

The Australian Tank Corps was formed in 1928 and was re-named the Australian Armoured Corps in 1941, receiving the prefix ROYAL in 1948. The current badge came into service in 1949.

*1st Armoured Regiment (Tank)*



**1st Armoured Regiment (Tank)**

A World War I Mark V tank above a boomerang, inscribed with the motto PARATUS (PREPARED), and backed by crossed lances and a circle (bearing the name AUSTRALIA) which is surmounted with the Crown.

The Regiment was raised in 1949. The current badge was approved in 1951 but was not manufactured until 1955.

*2nd Cavalry Regiment (Reconnaissance)*




**2nd Cavalry Regiment (Reconnaissance)**

A wedge-tailed eagle carrying a lance and pennant inscribed with the Regimental motto COURAGE.

The Regiment was raised in 1967 from elements of 2nd/14th Queensland Mounted Infantry and the 4th/19th Prince of Wales Lances. The current badge was introduced in 1967.



*1st/15th Royal New South Wales Lancers (Reconnaissance)*



**1st/15th Royal New South Wales Lancers  
(Reconnaissance)**

The Carrington family Crest (an elephant's head with coronet and three fleur-de-lis, upon a wreath) backed by crossed lancers; below, a wreath of waratah and a scroll bearing the Regiment's title.

The Unit was raised in 1948 as the result of an amalgamation of the 1st and the 15th Light Horse Regiments which were themselves raised in 1903 and 1918 respectively from earlier units. The badge (the design of which goes back to the Sydney Light Horse Volunteers, a predecessor of the 1st LHR) was first worn in 1889 but was replaced by the General Service Badge during World War II. The badge was re-introduced in 1948.

*2nd/14th Light Horse Regiment (Queensland Mounted Infantry)  
(Reconnaissance/APC)*




**2nd/14th Light Horse Regiment (Queensland Mounted Infantry) (Reconnaissance/APC)**

An emu within a circle (inscribed with the Regiment's title); below, a scroll bearing the Regimental motto (FORWARD). The whole surmounted by the Crown.

The Regiment was raised in 1930 by the amalgamation of the 2nd Light Horse which can trace its history back to 1860 and the 14th Light Horse which was raised in 1918. The current badge was introduced in 1989.

*4th/19th Prince of Wales Light Horse (Reconnaissance)*



**4th/19th Prince of Wales Light Horse (Reconnaissance)**

The Prince of Wales' plume, coronet and motto ICH DIEN (I SERVE). Below, two rampant horses above a boomerang bearing the Regiment's title.

An amalgamation of units in 1862 saw the formation of the Prince of Wales Regiment Light Horse (Hussars). The 4th Australian Light Horse was raised in 1914. An amalgamation in 1948 between the 19th Light Horse and the 2nd/4th Armoured Regiment resulted in the raising of the present Unit. The current badge was introduced in 1949.

*12th/16th Hunter River Lancers (APC)*



**12th/16th Hunter River Lancers (APC)**

The Carrington family Crest (an elephant's head with coronet and three fleur-de-lis, upon a wreath) backed by crossed lances. A scroll around the lower half of the badge bears the Regimental title.

The Lancers was formed in 1948 from the 16th Hunter River Lancers and the 12th New England Light Horse, both formed in 1918 from units which can trace their lineage back to the NSW Cavalry Troop raised in 1854. The current badge was introduced in 1949.

*B Squadron 3th/4th Cavalry Regiment (APC)*



**B Squadron 3th/4th Cavalry Regiment (APC)**

A scorpion and a boomerang, bearing the Regimental motto RESOLUTE, backed by a wreath and ensigned with the Crown. The badge was that of 3rd Cavalry Regiment before the amalgamation.

The 3rd and 4th Cavalry Regiments were raised in 1967 and 1971 respectively, amalgamating in 1981. The current badge is that of 3rd Cavalry Regiment, which was approved in 1977.

*A Squadron 3rd/9th Light Horse (South Australian Mounted Rifles) (APC)*



**A Squadron 3rd/9th Light Horse  
(South Australian Mounted Rifles) (APC)**

A Piping Shrike within an oval bearing the Regiment's title, upon a scroll inscribed with the motto NEC ASPERA TERRENT (NOR HARDSHIPS DETER). The whole surmounted by the Crown.

The Unit was raised in 1948 and the current badge was approved in 1949 but was not manufactured until 1954.

*A Squadron 10th Light Horse (Reconnaissance)*




**A Squadron 10th Light Horse (Reconnaissance)**

A black swan on the water; below, a boomerang bearing the Regimental motto PERCUTE ET PERCUTE VELOCITER (STRIKE AND STRIKE SWIFTLY), backed by crossed sabres. Above, the Regimental title (10 as a Roman Numeral) surmounted by the Crown.

The Regiment was established in 1914 from the 10th Western Australian Mounted Infantry but was disbanded in 1919. The 25th Light Horse was re-designated as the 10th Light Horse Regiment in 1918. The titled changed to the 10th Reconnaissance Battalion (WAMI) in 1940.

The current title was adopted in 1976 and the badge was approved in 1960.

## *The Royal Regiment of Australian Artillery*




**The Royal Regiment of Australian Artillery**

A 9 pounder RML (rifled muzzle loader) with rammer; above, a scroll bearing both the Regimental Battle Honour and motto **UBIQUE** (EVERYWHERE) surmounted by the Crown. Below, a scroll inscribed with the Regiment's second motto **QUO FAS ET GLORIA DUCUNT** (WHITHER RIGHT AND GLORY LEAD).

There are two different collar badges for the Regiment. One is the RAA Scroll worn by warrant officers class two and below; the other is the seven flame grenade worn by officers and warrant officers class one.

The Royal Australian Artillery was formed in August 1899, (17 months before Federation) from the Permanent Artillery of New South Wales, Victoria, and Queensland (the Militia did not become a part of the RAA until 1936). The title Royal Regiment of Australian Artillery was granted by the Queen in 1963; the current badge was adopted in 1949.



**Two Different Collar Badges**



## Royal Australian Engineers



**Royal Australian Engineers**

The Royal Cypher within the Garter (HONI SOIT QUI MAL Y PENSE - EVIL TO HIM WHO EVIL THINKS) enclosed in a laurel wreath. Below, a scroll inscribed with the Regiment's title. The whole surmounted by the Crown.

There are two different designs of the RAE nine flame grenade collar badge, one for warrant officers class two and below and a larger version of the grenade for officers and warrant officers class one.

The Corps of Australian Engineers was formed from the colonial engineer units in 1902 and re-designated as the Royal Australian Engineers in 1907 (the Militia units did not acquire the prefix ROYAL until 1936). The current badge was adopted in 1930.

## *Royal Australian Corps of Signals*




**Royal Australian Corps of Signals**

The figure of Mercury holding a caduceus in his left hand, with his right hand aloft, poised on a globe of the world. Above the globe a scroll inscribed with the Corps motto CERTA CITO (SWIFT AND SURE); below, a boomerang bearing the title AUSTRALIA. The whole surmounted by the Crown.

The Australian Corps of Signals was created in 1925 (taking over communications from the Royal Australian Engineers); however, the Corps was in existence for a short period from 1906 until 1912. The prefix ROYAL was granted in 1948.

The current badge was approved in 1950 but it was not manufactured until 1955.

## *Royal Australian Infantry Corps*

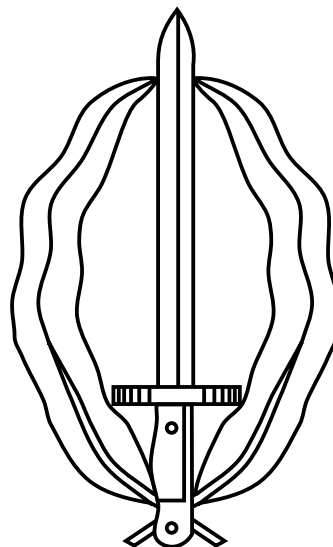


**Royal Australian Infantry Corps**

Crossed Lee-Enfield .303 rifles backed by a wreath of wattle incorporating a scroll bearing the Corps title. Ensigned with the Crown between the rifle barrels.


The Corps collar badge is a Lee-Enfield bayonet backed by a wreath of gum leaves.

The Corps, which is made up of a number of independent infantry Regiments (each with their own history), was formed in 1948 and the current badge was introduced in 1955.



**The Corps Collar Badge**

## *The Royal Australian Regiment*



**The Royal Australian Regiment**

A rampant kangaroo above a scroll, bearing the Regiment motto DUTY FIRST, backed by crossed Lee Enfield .303 rifles and enclosed by a wreath of wattle. Below, a boomerang inscribed with the Regimental title. The whole ensigned with the Crown.

The Regiment was formed in November 1948 from the 65th, 66th, and 67th Infantry Battalions which were themselves raised in October 1945. The Regiment was granted the prefix title ROYAL in March 1949 and the present badge came into service in 1953.

## *51st Battalion The Far North Queensland Regiment*



### **51st Battalion The Far North Queensland Regiment**

A kookaburra perched on a branch holding in its beak a snake, all within a circle inscribed with the Regimental motto DUCIT AMOR PATRIAE (LOVE OF COUNTRY LEADS ME) supported by a wreath of Bay; beneath a scroll bearing the Unit's title. The whole surmounted by a crown.

The 51st Battalion AIF was raised in 1916, drawing its troops from the 11th Battalion and general reinforcements. In 1943 it amalgamated with the 31st Battalion The Kennedy Regiment but the two units split in 1945 and the Battalion was disbanded in 1946.

The Unit was re-raised in 1950 and became a Battalion of the Royal Queensland Regiment in 1965 and was re-designated the 51st Battalion the Far North Queensland Regiment in 1985.

The current badge was introduced in 1936 and the scroll was changed to reflect the new title in 1985.

## *The Royal Queensland Regiment*




**The Royal Queensland Regiment**

The Royal Cypher within a circle, inscribed with the Regimental title, supported by a wreath of wattle; below, a scroll bearing the Regimental motto PRO ARIS-ET FOCIS (ALWAYS READY TO DEFEND). The whole surmounted by the Crown.

The Regiment was formed in 1960 from a number of regional regiments. The current badge was approved in 1962 but was not manufactured until 1966.

## *The Royal New South Wales Regiment*




**The Royal New South Wales Regiment**

Within a wreath of waratahs the Cross of St George, charged with a representation of the Southern Cross and a lion passant guardant; below, a scroll inscribed with the Regiment title. The whole ensigned by the Crown.

The Regiment was formed in 1960 from a number of regional regiments. The current badge was approved in 1962.

*The Royal Victoria Regiment*



**The Royal Victoria Regiment**

Crossed 7.62 SLRs (self-loading rifles) backed by a V for Victoria; below, a scroll bearing the title VICTORIA. The whole ensigned with the Crown.

The Regiment was formed in 1960 from a number of regional regiments. The current badge was approved in 1962 but was not issued until 1967.



## *The Royal South Australia Regiment*



**The Royal South Australia Regiment**

A six-pointed star within a circle bearing the Regimental title; below, a scroll inscribed with the Regimental motto PRO PATRIA (FOR COUNTRY). The whole surmounted by the Crown.

The Regiment was formed in 1960 but its origin can be traced back to the 10th Infantry Battalion (the Adelaide Rifles) which was raised in 1860. The current badge was approved in 1963.

*The Royal Western Australia Regiment*



**The Royal Western Australia Regiment**

A white swan on the water backed by crossed 7.62 SLRs (self loading rifles) and encircled by a wreath of wattle; below, a scroll, inscribed with the Regimental motto VIGILANT, and a boomerang. The whole ensigned with the crown.

The Regiment was formed in 1960 from a number of regional regiments. The current badge was approved in 1962 but it was not issued until 1963.

## *The Royal Tasmania Regiment*




**The Royal Tasmania Regiment**

A lion passant within a circle inscribed with the Regimental title and a wreath; below, a scroll inscribed with the Regimental motto PRO ARIS ET FOCIS (ALWAYS READY TO DEFEND). Backed by an eight pointed star, the topmost point being displaced by the Crown.

The Regiment was formed in 1960 and the current badge was approved in 1963 but was not issued until 1967.

*The Special Air Service Regiment*



**The Special Air Service Regiment**

The Sword Excalibur with flames issuing upwards from below the hilt; across and in front of the blade a scroll inscribed with the Regimental motto WHO DARES WINS (the badge is at times incorrectly referred to as the 'winged dagger').

Raised as a Company in 1957 the Unit became a part of the Royal Australian Regiment in 1958 and was then established as a Regiment in its own right in 1964. The current badge was introduced in 1966.

## *The Northwest Mobile Force*



### **The Northwest Mobile Force**

A frill-necked lizard atop two crossed boomerangs; the upper inscribed with the Unit title, the lower bearing the motto EVER VIGILANT. Between the boomerangs the Regimental Colour Patch, based on that worn by 2nd/1st North Australian Observer Unit of World War II.

The Force was raised in 1981 and its role and area of responsibility are similar to that of the 2nd/1st North Australia Observer Unit. The current badge was approved in 1986.

## *The Pilbara Regiment*

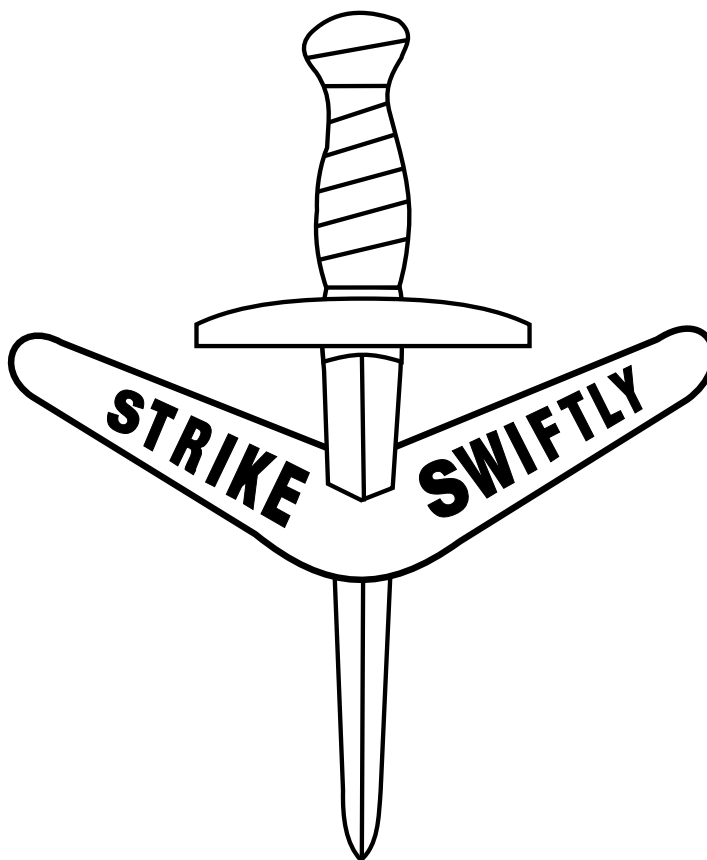


### **The Pilbara Regiment**

An emu, backed by crossed Lee Enfield .303 rifles, enclosed within a wreath of Sturt's Desert Pea. Below, a scroll bearing the Regimental title; above, a scroll inscribed with the motto MINTU WANTA (ALWAYS ALERT). The Regiment is the only unit within the Australian Army to have an Aboriginal motto.

The Regiment was raised in 1985 from the 5th Independent Rifle Company, which was raised in 1982. The current badge was introduced in 1985.

## *The Commando Regiment*



**The Commando Regiment**

A dagger through a boomerang inscribed with the Regimental motto STRIKE SWIFTLY.

The Regiment was formed in 1981 from 1 and 2 Commando Companies and 126 Signals Squadron. The current badge was issued in 1956.

*Australian Army Aviation Corps*



**Australian Army Aviation Corps**

An eagle standing on a pair of crossed swords joined by a wreath of wattle, both within another wattle wreath. Below, a scroll inscribed with the Corps' motto VIGILANCE. The whole ensigned with the Crown.

The Corps was formed from a number of squadrons and flights in 1968. A badge with the inscription Australian Army Air Corps was approved in 1963 but it was never manufactured. The current badge was approved in 1968.



## *Australian Intelligence Corps*



**Australian Intelligence Corps**

A (white and red) Tudor Rose, surmounted by the CCrown, within a laurel wreath. Below, two scrolls bearing the Corps' title.

Raised in 1907 the Corps was disestablished in 1914 and replaced by the Intelligence Section of the General Staff in each military district but it was reformed in 1939. The current badge was introduced in 1949.

*Royal Australian Army Chaplains Department (Christians)*



**Royal Australian Army Chaplains Department  
(Christians)**

A Maltese Cross; in the centre a circle, bearing the Department's motto IN THIS SIGN CONQUER, and a quatrefoil. Behind, a wreath (half laurel and half wattle) and the whole ensigned with the Crown.

Chaplains were introduced into the Army in 1908, under the responsibility of the Adjutant-General but the Department was not established until 1942. The prefix ROYAL was granted in 1948.

The current badge was approved in 1949 but it was not issued until 1955.

*Royal Australian Army Chaplains Department (Jewish)*



**Royal Australian Army Chaplains Department  
(Jewish)**

The Star of David with the topmost point surmounted by the Crown.

Chaplains were introduced into the Army in 1908, under the responsibility of the Adjutant-General but the Department was not established until 1942. The prefix ROYAL was granted in 1948.

The current badge was introduced during World War I.

## *Royal Australian Corps of Transport*



### **Royal Australian Corps of Transport**

The Royal Cypher within a circle inscribed with the Corps' title, enclosed by a laurel wreath; below, another scroll inscribed with the Corps' motto PAR ONERI (EQUAL TO THE TASK) and backed by the seven pointed Commonwealth Star, the topmost point surmounted by the Crown.

Formed in 1973 by an amalgamation of personnel from the Royal Australian Engineers and The Royal Australian Army Service Corps (the Corps it replaced). The badge was approved in the same year.

## *Royal Australian Army Medical Corps*



**Royal Australian Army Medical Corps**

The rod of Aesculapius with a serpent twined around it, head uppermost, within a circle inscribed with the Corps' title and enclosed by a laurel wreath; below, a scroll inscribed with the Corps' motto PAULATIM (LITTLE BY LITTLE). The whole backed by an eight pointed star, the topmost point being ensigned by the Crown.

The Australian Army Medical Corps was raised in 1902 and was granted the title ROYAL in 1948. The current badge was introduced in 1930 but it was replaced by the General Service Badge during World War II. The badge was re-introduced in 1949.

*Royal Australian Army Dental Corps*




**Royal Australian Army Dental Corps**

A dragon's head, with a sword in its mouth, within a laurel wreath; above, the ensigned Crown, and below, a scroll inscribed with the Corps' title.

The Australian Army Dental Corps was formed in 1943 with personnel drawn from the Royal Australian Army Medical Corps. The badge was approved in 1949 but it was not introduced (and then in a slightly different form) until 1955.

## *Royal Australian Army Ordnance Corps*



### **Royal Australian Army Ordnance Corps**


Within the Garter (HONI SOIT QUI MAL Y PENSE - EVIL TO HIM WHO EVIL THINKS) the shield of the Arms of the Old Board of Ordnance: three cannon balls over three cannons. Below the Garter a scroll bearing the Regimental title with the whole ensigned by the Crown.

Formed as the Australian Army Ordnance Stores Corps in 1902 at the same time as the Australian Army Ordnance Department (a civilian-staffed public service department) was raised. In 1942 the responsibility for repair and maintenance of equipment was transferred to the Australian Electrical and Mechanical Engineers, leaving the Corps to concentrate solely on the supply of equipment.

In 1942 all ordnance services were placed completely under military control and the word 'stores' was dropped from the title. The Corps was granted the prefix ROYAL in 1948.

The current badge was approved in 1948 but it was initially worn only as a collar badge. The head-dress badge was issued in 1956.

## *Royal Australian Electrical and Mechanical Engineers*



### **Royal Australian Electrical and Mechanical Engineers**

Upon a flash of lightning a horse forcene with a coronet of four fleur-de-lis around its neck, a chain attached to the back of the coronet and falling down its near side to a globe of the World on which the horse is standing on its near hind leg; above, a scroll, inscribed with the Corps' initials surmounted by the Crown.

Formed in 1942 as the Corps of Australian Electrical and Mechanical Engineers it was made up of personnel from various units' maintenance tradesmen and members of the Australian Army Ordnance Corps. The Corps was granted the prefix ROYAL and dropped the title Corps in 1948. The current badge was introduced in 1949.



*Royal Australian Army Educational Corps*



**Royal Australian Army Educational Corps**

A fluted flambeau of fire flames behind the Crown and a boomerang inscribed with the Corps' initials.

Raised as the Australian Army Educational Service in 1943 it was re-designated a Corps in 1949 and was granted the prefix ROYAL in 1960. The current badge was introduced in 1964.

*Australian Army Public Relations Service*



**Australian Army Public Relations Service**

Crossed quill and sword; behind, a wreath of wattle, a camera lens, the sun, and a boomerang inscribed with the initials of the Service. The whole surmounted by the Crown.

The Service was raised in 1994 with personnel from the Royal Australian Army Educational Corps. The badge was introduced in 1995.

## *Australian Army Catering Corps*



**Australian Army Catering Corps**

An ancient Grecian brazier within a laurel wreath; below, a scroll inscribed with the Corps' title. The whole ensigned with the Crown.

Formed in 1943 it was made up of cooks from all the other corps (with the exception of the Medical Corps who kept its cooks for some years). The badge was introduced in 1948.

*Royal Australian Army Pay Corps*



**Royal Australian Army Pay Corps**

An oval shaped ring, bearing the Corps title, above a scroll inscribed with the motto INTEGRITY. Within the ring, behind the Southern Cross, a T-Ledger (representing debits and credits); the whole surmounted by the Crown.

Raised in 1914 the Corps was disbanded at the conclusion of World War I. It was re-raised in 1937 but it was again disbanded in 1946. The Corps was once more placed on the Order of Battle in 1948 with the prefix ROYAL; however, the Corps did not have a Regular Army element until 1990. The badge was approved in 1963 but was not introduced until 1968.

## *Australian Army Legal Corps*



**Australian Army Legal Corps**

The blindfolded figure of Justice (holding a sword and a set of scales) standing before a map of Australia, a pair of crossed swords and a circle inscribed with the Corps' title. Below, a scroll bearing the Corps' motto JUSTITIA IN ARMIS (JUSTICE IN ARMS) and above, ensigned by the Crown.

Formed initially as the Australian Army Legal Department in 1922 it was re-designated as the Australian Army Legal Corps in 1943. The current badge was approved in 1964.

*Royal Australian Corps of Military Police*



**Royal Australian Corps of Military Police**

Crossed Roman broad swords, within a laurel wreath, and ensigned by the Crown.

Raised originally as the ANZAC Provost Corps in 1916 it was re-named the Australian Army Provost Corps in 1918 and granted the prefix ROYAL in 1948. In 1974 it was again re-named the Royal Australian Corps of Military Police. The current badge was introduced as a head-dress badge in 1949.

*Australian Army Psychology Corps*



**Australian Army Psychology Corps**

The symbol for the Greek letter psi within a laurel wreath. Below, a scroll bearing the Corps' title; the whole ensigned by the Crown.

Raised as the Australian Army Psychology Service in 1945, it was re-designated as a Corps in 1952. The current badge was approved in 1952.

*Australian Army Band Corps*



**Australian Army Band Corps**

A lyrebird, backed by a lyre, standing on a pair of crossed swords within a laurel wreath; across the swords a scroll inscribed with the words BAND CORPS. The whole ensigned with the Crown.

The Corps was raised in 1968 and the current badge was approved in 1970.



## *Royal Australian Army Nursing Corps*




**Royal Australian Army Nursing Corps**

The Lamp of Learning (associated with Hygiea, the Greek Goddess of Health) within a circle inscribed with the Corps' title; below, a scroll bearing the Corps' motto PRO HUMANITATE (FOR HUMANITY). The whole is surmounted by the Crown and backed with a scarlet coloured cloth.

Raised in 1902 as the Australian Nursing Service Reserve it was re-named as the Australian Army Nursing Service in 1914. The prefix ROYAL was granted in 1948 and the organization was again re-named in 1951 as the Royal Australian Army Nursing Corps. The current badge was introduced in 1953.

*The Sydney University Regiment*



**The Sydney University Regiment**

The Arms of the University of Sydney (a lion passant guardant below the Book of Learning and above a St George Cross charged with a representation of the Southern Cross and a bugle horn) within a circle inscribed with the Regiment's title. Protruding from the circle the Waratahs of New South Wales, the Rose of England, the Thistle of Scotland, the Leek of Wales and the Shamrock of Ireland. The whole within an octagon and ensigned with the Crown.

The Regiment was raised in 1900 as the University Volunteer Rifle Corps but it was re-designated as the Sydney University Scouts in 1903 and became a regiment in 1927. The current badge was introduced in 1930.

## *The Queensland University Regiment*



**The Queensland University Regiment**

The Shield of the University of Queensland (the Book of Learning backed by a Maltese Cross; below, a scroll inscribed with the University motto SCIENTIA AC LABORE - THROUGH KNOWLEDGE AND HARD WORK). Below the Shield a scroll inscribed with the Regimental title; the whole surmounted by the Crown.

The Regiment was formed in 1933 and the current badge was originally approved in 1949 but was not issued until 1955.

*The University of New South Wales Regiment*



**The University of New South Wales Regiment**

The Shield of the University of New South Wales (a St George Cross charged with a lion passant guardant and a representation of the Southern Cross; above, the Book of Learning, inscribed with the motto SCIENTIA - KNOWLEDGE) above a boomerang inscribed with the Regimental title and a wreath of wattle. The whole surmounted by the Crown and backed by a pair of crossed Lee-Enfield bayonets.

The Regiment was formed in 1927. The current badge was first issued in 1960 and replaced with a similar design (the same badge, less the crossed bayonets) in 1966. The present badge was re-introduced in 1988.

## *The Melbourne University Regiment*




**The Melbourne University Regiment**

The Shield of the Melbourne University (a winged angel carrying a wreath; behind, a representation of the Southern Cross and above, a scroll inscribed with the motto POSTERA CRESCAM LAUDE - I SHALL GROW IN THE ESTEEM OF THE FUTURE GENERATIONS). Below the shield a scroll bearing the Regimental title; the whole surmounted by the Crown.

The Regiment was formed in 1948 and the current badge, which was introduced in the same year, is based on the Melbourne University Rifles badge of 1930.

*The Monash University Regiment*




**The Monash University Regiment**

The Shield of the Monash University (the Book of Learning and the wreath and sword from the Coat of Arms of Sir John Monash; below a chevron, the Southern Cross and a scroll inscribed with the University motto ANCORA IMPARO - I AM STILL LEARNING) adorned with a laurel wreath and ensigned with a scroll inscribed with the Regiment's name, MONASH, and surmounted by the Crown.

Raised as a Company in 1968, the Unit became a Regiment in 1970 and in the same year the current badge was introduced.

## *The Adelaide University Regiment*



### **The Adelaide University Regiment**

The Adelaide University Emblem (in the Chief of the shield the Southern Cross, backed by horizontal stripes representing the colour blue; in the lower Dexter the Book of Learning backed by a Quarter of yellow - represented by black dots, and a Quarter of white) supported by the initials of the Regiment (AUR). Below, a scroll bearing the motto SAPIENTIA OMNIA VINCIT (WISDOM CONQUERS ALL). The whole surmounted by the Crown.

The Regiment was formed in 1948 and the current badge was introduced in 1949.

*The Western Australia University Regiment*



**The Western Australia University Regiment**

The Shield of the University of Western Australia (two Books of Learning above a swan) above a scroll inscribed with the Regimental title and enclosed in a laurel wreath. Above, a scroll with the motto SEEK WISDOM and surmounted by the Crown.

Originally the Perth University Regiment the Unit was re-designated in 1949. The current badge was approved in 1950 but was not issued until 1955.



## *Devices and Features on Corps and Regimental Badges*

Listed below are the various devices, mottos, animals etc which are incorporated in the make-up of the Australian Army's corps and regimental badges. The mottos of orders, coats of arms and crests are not included.

---

**Table 1: Orders of Knighthood and Royal Regalia**

<b>The Order of the Garter</b>	Royal Australian Engineers Royal Australian Army Ordnance Corps
<b>The Royal Cypher</b>	Royal Australian Engineers Royal Queensland Regiment Royal Australian Corps of Transport
<b>The Crest of the Prince of Wales</b>	4th/19th Prince of Wales Light Horse (Reconnaissance)

---

**Table 2: Weapons**

<b>Bayonets</b>	University of New South Wales Regiment
<b>Boomerangs</b>	Royal Military College Royal Australian Armoured Corps 1st Armoured Regiment (Tank) B Squadron 3rd/4th Cavalry Regiment (APC) Royal Australian Corps of Signals Northwest Mobile Force Commando Regiment Royal Australian Army Education Corps Australian Army Public Relations Service
<b>Cannons</b>	Royal Regiment of Australian Artillery Royal Australian Army Ordnance Corps
<b>Dagger</b>	Commando Regiment
<b>Lances</b>	Royal Australian Armoured Corps 1st Armoured Regiment (Tank) 2nd Cavalry Regiment (Reconnaissance) 1st/15th Royal New South Wales Lancers (Reconnaissance) 12th/16th Hunter River Lances (APC)
<b>Rifles</b>	Royal Australian Infantry Corps Royal Australian Regiment Royal Victoria Regiment Royal Western Australia Regiment Pilbara Regiment
<b>Sabres/Swords</b>	A Squadron 10th Light Horse (Reconnaissance) Special Air Service Australian Army Aviation Corps Royal Australian Army Dental Corps Australian Army Legal Corps Royal Australian Corps of Military Police Australian Army Public Relations Service Australian Army Band Corps
<b>Tanks</b>	Royal Australian Armoured Corps 1st Armoured Regiment (Tank)

---

**Table 3: Battle Honours**

<b>Ubique</b>	Royal Regiment of Australian Artillery
---------------	--

**Table 4: Coats of Arms and Crests**

<b>Adelaide University</b>	Adelaide University Regiment 1st/15th Royal New South Wales Lancers (Reconnaissance) 12th/16th Hunter River Lances (APC)
<b>Melbourne University</b>	Melbourne University Regiment
<b>Monash University</b>	Monash University Regiment
<b>Old Board of Ordnance</b>	Royal Australian Army Ordnance Corps
<b>State of New South Wales</b>	Royal New South Wales Regiment
<b>University of New South Wales</b>	University of New South Wales Regiment
<b>University of Queensland</b>	Queensland University Regiment
<b>University of Sydney</b>	Sydney University Regiment
<b>University of Western Australia</b>	Western Australia University Regiment

**Table 5: Animal Life**

<b>(Wedge-tailed) Eagle</b>	2nd Cavalry Regiment (Reconnaissance)
<b>Eagle</b>	Australian Army Aviation Corps
<b>Elephant</b>	1st/15th Royal New South Wales Lancers (Reconnaissance) 12th/16th Hunter River Lances (APC)
<b>Emu</b>	2nd/14th Light Horse Regiment (QMI) (Reconnaissance/APC) Pilbara Regiment
<b>Frill Neck Lizard</b>	Northwest Mobile Force
<b>Horse</b>	Royal Australian Electrical and Mechanical Engineers
<b>Kangaroo</b>	Royal Australian Regiment
<b>Kookaburra</b>	51st Battalion The Far North Queensland Regiment
<b>Lion</b>	Royal Tasmania Regiment
<b>Lyrebird</b>	Australian Army Band Corps
<b>Piping Shrike</b>	A Squadron 3rd/9th Light Horse (SAMR)(APC)
<b>Scorpion</b>	B Squadron 3rd/4th Cavalry Regiment (APC)
<b>Snake</b>	51st Battalion The Far North Queensland Regiment
<b>Swan</b>	A Squadron 10th Light Horse (Reconnaissance) Royal Western Australia Regiment

**Table 6: Stars and Crosses**

<b>Maltese Cross</b>	Royal Australian Army Chaplins Department (Christians)
<b>Six Pointed Star</b>	Royal South Australia Regiment
<b>Southern Cross</b>	Royal Australian Army Pay Corps
<b>Star of David</b>	Royal Australian Army Chaplins Department (Jewish)

---

**Table 7: Mottos**

<b>Certa Cito</b>	Royal Australian Corps of Signals
<b>Courage</b>	2nd Cavalry Regiment (Reconnaissance)
<b>Doctrina Vim Promovet</b>	Royal Military College
<b>Ducit Amor Patriae</b>	51st Battalion The Far North Queensland Regiment
<b>Duty First</b>	Royal Australian Regiment
<b>Ever Vigilant</b>	Northwest Mobile Force
<b>Forward</b>	2nd/14th Light Horse Regiment (QMI)(Reconnaissance/APC)
<b>Integrity</b>	Royal Australian Army Pay Corps
<b>In This Sign We Conquer</b>	Royal Australian Army Chaplins Department (Christians)
<b>Justitia In Armis</b>	Australian Army Legal Corps
<b>Mintu Wanta</b>	Pilbara Regiment
<b>Nec Aspera Terrent</b>	A Squadron 3rd/9th Light Horse (SAMR)(APC)
<b>Paratus</b>	1st Armoured Regiment (Tank)
<b>Par Oneri</b>	Royal Australian Corps of Transport
<b>Paulatim</b>	Royal Australian Army Medical Corps
<b>Percute Et Percute Velociter</b>	A Squadron 10th Light Horse (Reconnaissance)
<b>Pro Aris-et Focis</b>	Royal Queensland Regiment Royal Tasmania Regiment
<b>Pro Humanitate</b>	Royal Australian Army Nursing Corps
<b>Pro Patria</b>	Royal South Australia Regiment
<b>Quo Fas Et Gloria Ducunt</b>	Royal Regiment of Australian Artillery
<b>Resolute</b>	B Squadron 3rd/4th Cavalry Regiment (APC)
<b>Strike Swiftly</b>	Commando Regiment
<b>Ubique</b>	Royal Regiment of Australian Artillery Royal Australian Engineers
<b>Vigilance</b>	Australian Army Aviation Corps
<b>Vigilant</b>	Royal Western Australia Regiment
<b>Who Dares Win</b>	Special Air Service Regiment

---

**Table 8: Floral Emblems and Wreaths**

<b>Tudor Rose</b>	Australian Intelligence Corps
<b>Wreath of Bay</b>	51st Battalion The Far North Queensland Regiment
<b>Wreath of Laurel</b>	Royal Australian Engineers Royal Australian Corps of Signals Royal Tasmania Regiment Australian Intelligence Corps Royal Australian Corps of Transport Royal Australian Army Medical Corps Royal Australian Army Dental Corps Australian Army Catering Corps Royal Australian Corps of Military Police Australian Army Band Corps
<b>Wreath of Sturt's Desert Pea</b>	Pilbara Regiment
<b>Wreath of Waratah</b>	1st/15th Royal New South Wales Lancers (Reconnaissance) Royal New South Wales Regiment
<b>Wreath of Wattle</b>	Royal Australian Armoured Corps B Squadron 3rd/4th Cavalry Regiment (APC) Royal Australian Infantry Corps Royal Australian Regiment Royal Queensland Regiment Royal Western Australia Regiment Australian Army Aviation Corps Australian Army Public Relations Service
<b>Wreath of Wattle and Laurel</b>	Royal Australian Army Chaplains Department (Christians)

**Table 9: Musical Instruments**

<b>Lyre</b>	Australian Army Band Corps
-------------	----------------------------

**Table 10: Mythology**

<b>Dragon</b>	Royal Australian Army Dental Corps
<b>Mercury</b>	Royal Australian Corps of Signal
<b>Lamp of Learning</b>	Royal Australian Army Nursing Corps
<b>Rod of Asclepius and Serpent</b>	Royal Australian Army Medical Corps

**Table 11: Religion**

<b>Star of David</b>	Royal Australian Army Chaplains Department (Jewish)
----------------------	---

**Table 12: Stars and Constellations**

<b>Eight Pointed Star</b>	Royal Tasmania Regiment Royal Australian Army Medical Corps
<b>Seven Pointed Star</b>	Royal Australian Corps of Transport
<b>Six Pointed Star</b>	Royal South Australia Regiment
<b>Southern Cross Constellation</b>	Royal Australian Army Pay Corps

**Table 13: General**

<b>Camera Lens</b>	Australian Army Public Relations Service
<b>Colour Patch</b>	Northwest Mobile Force

<b>Coronet and Chain</b>	Royal Australian Electrical and Mechanical Engineers
<b>Figure of Justice</b>	Australian Army Legal Corps
<b>Fluted Flambeau</b>	Royal Australian Army Education Corps
<b>Globe of the World</b>	Royal Australian Corps of Signals Royal Australian Electrical and Mechanical Engineers
<b>Grecian Brazier</b>	Australian Army Catering Corps
<b>Lightning</b>	Royal Australian Electrical and Mechanical Engineers
<b>Map of Australia</b>	Australian Army Legal Corps
<b>Quill</b>	Australian Army Public Relations Service
<b>Sun</b>	Australian Army Public Relations Service
<b>T-Ledger</b>	Royal Australian Army Pay Corps

---

**Table 14: Lettering**

<b>LH</b>	A Squadron 10th Light Horse (Reconnaissance)
<b>psi (Greek)</b>	Australian Army Psychology Corps
<b>V</b>	Royal Victoria Regiment

---

**Table 15: Roman Numerals**


<b>X</b>	A Squadron 10th Light Horse (Reconnaissance)
----------	--

---

## **CHAPTER 7**

### **Badges of Corps and Regiments Since Disbanded or Amalgamated**


#### *Officer Cadet School*



**Officer Cadet School**

The Royal Crest backed by a circle, bearing the School's title, above a scroll inscribed with the motto LOYALTY AND SERVICE.

*Officer Training Unit (Scheyville)*



**Officer Training Unit (Scheyville)**

An officer's Star (the Star of the Knight Grand Cross of the Military Division of the Most Honourable Order of the Bath) backed by a pair of crossed broad swords supporting a scroll bearing the initials of the Unit.

*8th/13th Victorian Mounted Rifles*



**8th/13th Victorian Mounted Rifles**

A shield (quartered with a St George Cross charged with a representation of the Southern Cross and marshalled with a fleece, ship, garb, pick and shovel in saltine) supported by a kangaroo and rampant lion; over a scroll inscribed with the motto PRO REGE ET PATRIA (FOR MY KING AND COUNTRY). All within a wreath of Australian flora; below, a scroll inscribed with the Regiment's title. The whole ensigned with the Crown.



*Royal Australian Survey Corps*



**Royal Australian Survey Corps**

A boomerang, inscribed with the Corps' title, supporting a girded globe of the world; the whole ensigned with the Crown.

*Royal Australian Army Service Corps*



**Royal Australian Army Service Corps**

The Royal Cypher within the Order of the Garter; surrounded by a laurel wreath bearing a scroll inscribed with the Corps' title. The whole backed by an eight pointed star, the topmost point being displaced by the Crown.


*Pacific Islands Regiment*



**Pacific Islands Regiment**

A palm tree within an oval bearing the Unit's title; below, a scroll inscribed with the Regimental motto. The whole ensigned with the Crown.


*Womens' Royal Australian Army Corps*



**Women's Royal Australian Army Corps**

A lozenge, bearing the Southern Cross, above a scroll with the Corps' initials; supported by a wreath of leaves. The whole ensigned with the Crown.

*Army Apprentices' School*



**Army Apprentices' School**

A pierced cog-wheel behind a flaming torch, a pair of crossed swords and a cross; below, two scrolls, one bearing the Unit's title, the other AUSTRALIA. The whole surmounted by the Crown.

## *Infantry Battalion*


The following are examples of different Infantry Battalion badges:



**2nd Infantry Battalion, The City of Newcastle Regiment**



**3rd Infantry Battalion, The Werriwa Regiment**



**5th Infantry Battalion, The Victorian Scottish Regiment**



**6th Infantry Battalion, The Royal Melbourne Regiment**



**8th/7th Infantry Battalion, The North Western Victorian Regiment**



**9th Infantry Battalion, The Moreton Regiment**




**10th Infantry Battalion, The Adelaide Rifles**



**11th/44th Infantry Battalion, The City of Perth Regiment**




**12th Infantry Battalion,  
The Launceston Regiment**



**13th Infantry Battalion,  
The Macquarie Regiment**




**16th Infantry Battalion, The Cameron  
Highlanders of Western Australia**



**25th Infantry Battalion,  
The Darling Downs Regiment**






**27th Infantry Battalion, The South Australian Regiment**



**28th Infantry Battalion, The Swan Regiment**



**30th Infantry Battalion, The New South Wales Scottish Regiment**



**31st Infantry Battalion, The Kennedy Regiment**




**34th Infantry Battalion,  
The Illawarra Regiment**




**38th Infantry Battalion, The Northern  
Victorian Regiment**



**40th Infantry Battalion,  
The Derwent Regiment**



**41st Infantry Battalion,  
The Byron Scottish Regiment**



**42nd Infantry Battalion,  
The Capricornia Regiment**



**43rd/48th Infantry Battalion,  
The Hindmarsh Regiment**




**45th Infantry Battalion,  
The St George Regiment**



**47th Infantry Battalion,  
The Wide Bay Regiment**



**56th Reconnaissance Battalion,  
The Riverina Regiment**



**58th/32nd Infantry Battalion,  
The Melbourne Rifles**



**59th Infantry Battalion,  
The Hume Regiment**



**The Papua and New Guinea Volunteer Rifles**



**The Regional Universities of Queensland Regiment**



**The Deakin University Company**

## CHAPTER 8

### Unit Formations

#### *Army Command and Staff College*



**Army Command and Staff College**

An owl upon a scroll bearing the College motto TAM MARTE QUAM MINERVA (BY ARTS AND SCIENCE AS WELL AS BY WAR); below, a boomerang inscribed with AUSTRALIA and behind, a pair of crossed scimitars. The whole ensigned with the Crown.

*1st Recruit Training Battalion (Kapooka)*



**1st Recruit Training Battalion (Kapooka)**

Crossed Steyr F88 rifles backed by a laurel wreath; below, three scrolls, two bearing the Battalion's name and the other with the Unit's signature HOME OF THE SOLDIER. The whole ensigned with the Crown (the scroll, HOME OF THE SOLDIER, is not a part of the official emblem).

*Land Warfare Centre (Canungra)*



**Land Warfare Centre (Canungra)**

Hydra, the seven-headed dragon; above, a scroll inscribed with the Unit title; below, a boomerang bearing the title AUSTRALIA (the emblem was adopted from the Unit it replaced: the Jungle Training Centre).

*Army Wargames Centre*




**Army Wargames Centre**

A shield displaying four arrows symbolising the principles of war (the 'Concentration of Force'; the three little arrows being the enemy, the other the friendly force). Below, a boomerang bearing the Centre's title.



*Australian Army Training Team Vietnam*



**Australian Army Training Team Vietnam**

Upon a shield a loaded crossbow with, above, a boomerang bearing the Team's initials and, below, a scroll with the motto PERSEVERE.

## *Proof and Experimental Establishments*



### **Proof and Experimental Establishments**

A 'go, no-go' gauge, between it six cannon balls; below, a cannon barrel and a boomerang. The whole ensigned with the Crown. The two scrolls carry the Unit's name and location (in this case Port Wakefield).

## *Headquarters Special Operations*



### **Headquarters Special Operations**

A modified version of the Wyvern (the barbed tail has been replaced by a shark tail and a short sword inserted in the right claw) above a boomerang bearing the motto *FESTINA LENTE* (*HASTEN SLOWLY*). Various parts of the two-legged dragon represent the headquarters capabilities: the wings for airborne operations, the shark tail for water operations, the two legs for land and the flaming tongue and sharpened claws represent an offensive capability. The sword is representative of the Special Forces regiments.


*Brigade/Task Force Formations*



**Brigade/Task Force Formations**

The number of the formation in Arabic above a boomerang bearing the word BRIGADE (or TASK FORCE) and backed by a pair of crossed broad swords; the whole ensigned with the Crown (in this example the formation is the 3rd Brigade).


## *Land Command Battle School*



### **Land Command Battle School**

A 7.62mm SLR bayonet; behind, a diamond displaying, on the right, the night sky, with the Southern cross, and on the left a green field representing the jungle. Below, a boomerang displaying the School's title.

*Headquarters 1st Division*



**Headquarters 1st Division**

A Kangaroo backed by a pair of crossed broad swords, the whole ensigned with the Arabic number one.


*Headquarters 2nd Division*



**Headquarters 2nd Division**

A pair of crossed Lee-Enfield .303 bayonets, on a red field, ensigned with the Arabic number two.

### *The Former Emblem for the Australian Army*



**The Former Emblem for the Australian Army**

A kangaroo backed by a pair of crossed broad swords; the whole ensigned with the Crown. The Emblem has been replaced by the General Service Badge (the 'Rising Sun').




*The Former Emblem for Army Headquarters*



**The Former Emblem for Army Headquarters**

The Royal Crest superimposed on a shield of red over blue.


*The Emblem for the Former Eastern Command*



**The Emblem for the Former Eastern Command**

A Waratah, the floral emblem of New South Wales.


*The Emblem for the Former Southern Command*



**The Emblem for the Former Southern Command**

Victoria's State Badge; a shield bearing the Southern Cross, ensigned with the Crown.


*The Emblem for the Former Tasmania Command*



**The Emblem for the Former Tasmania  
Command**

The Badge of Tasmania; a lion rampant backed by a gold shield.

*The Emblem for the Former Central Command*



**The Emblem for the Former Central Command**

The Badge of South Australia; a Piping Shrike (seen from the rear) perched on a twisted band of green and red, backed by a circle of gold.

*The Emblem for the Former Western Command*



**The Emblem for the Former Western Command**

The Badge of Western Australia; a Black Swan on a background of gold.

*The Emblem for the Former Northern Territory Command*



**The Emblem for the Former Northern Territory  
Command**

A Water Buffalo head, backed by a circle of gold on green.

*The Emblem for the Former Northern Command*



**The Emblem for the Former Northern Command**

The badge of Queensland; the Crown, backed by a blue Maltese Cross.



## *The Badge of the Former 2nd Recruit Training Battalion*



**The Badge of the Former 2nd Recruit  
Training Battalion**

Two boomerangs backed by a wreath of wattle; one, surmounted by the Arabic number two, bearing the Unit's title, the other with the motto NULLI SECUNDUS (SECOND TO NONE). The whole ensigned with the Crown.


*The Badge of the Former 3rd Training Battalion*



**The Badge of the Former 3rd Training Battalion**

Within a wreath of wattle a lion; below, a scroll bearing the Unit's motto DUTY AND KNOWLEDGE; above, a boomerang bearing the Unit's title below the Arabic number three.

### *The Emblem of the Former Materiel Division*



**The Emblem of the Former Materiel Division**

An anvil backed by a pair of crossed broad swords; above, six cannon balls and, below, two scrolls (bearing the Division's title) and a boomerang (bearing the name Army Headquarters). The swords, ammunition and anvil represent the fighting and logistic stores that the Division was responsible for procuring.

## CHAPTER 9

### Military Skills, Trade and Other Badges

There are many additional badges worn by officers and soldiers, representing both military skills and trades, along with other special purpose badges. These badges are worn on general duty, ceremonial and mess dress uniforms only.


#### *Commendation Brooch*



#### **Commendation Brooch**

This represents a commander's commendation which has been presented to the member for outstanding performance in his/her duty. There are three levels of Commendation; a gold brooch for a Chief of Army Commendation, silver for a General Officer commanding a command Commendation and bronze for Formation Commander Commendation. The design of the brooch is the Rising Sun backed by two crossed Mameluke swords on an oval background.


### *Infantry Combat Badge*



**Infantry Combat Badge**

The badge is a 7.62mm SLR bayonet backed by a wreath of laurels. The ICB is awarded mainly to infantrymen posted to a unit whilst on active service but in exceptional circumstances it may be awarded to personnel from other corps posted to or serving with a battalion. The only exception to this was in South Vietnam when all members of the Australian Army Training Team (AATV), regardless of corps, were awarded the Badge.

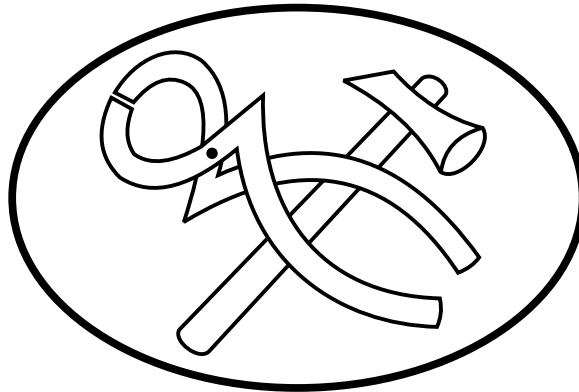
### *Retired Members*



**Retired Members**

Retired officers, with permission from the Chief of Army, are entitled to wear the letter “R” below their rank on general duty, ceremonial and mess dress uniforms. Warrant officers and other ranks who have, or are about to take discharge may apply for permission to wear the shoulder title too.

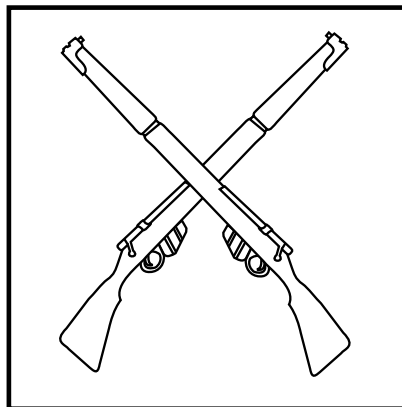
## *Artificer*



**Artificer**

The Artificer Badge, a crossed pincers and hammer, was originally worn by artificers in the Artillery. It is now worn by qualified (other rank) artificers within the Royal Australian Electrical and Mechanical Engineers.


## *Skill at Arms*



**Skill at Arms**

The badge, a pair of crossed Lee Enfield .303 rifles, is awarded to soldiers who achieve the qualifying standard of shooting proficiency with small arms.

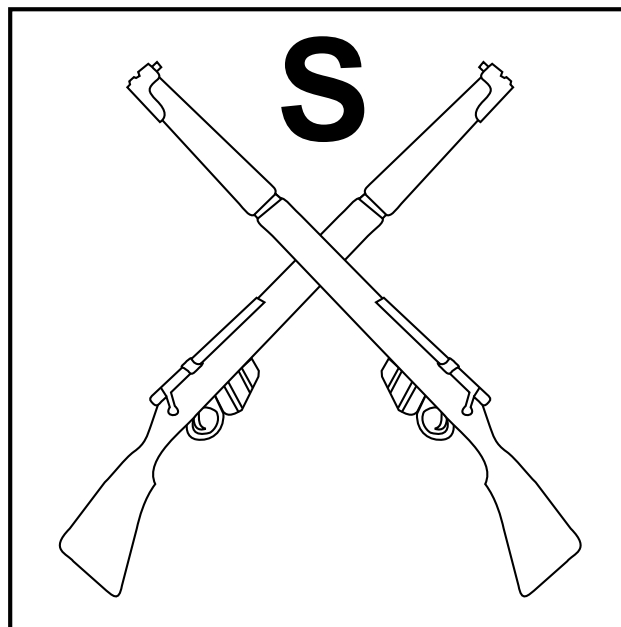
### *Army Top 20 Badge*



**Army Top 20 Badge**

The badge is a pair of crossed Lee Enfield .303 rifles, backed by a wreath of laurel. It is awarded to members who qualify in the final 20 competitors at the Champion Shot for the Army annual competition.

### *Sniper*



**Sniper**

The badge is a pair of crossed Lee Enfield .303 rifles, with the letter S (sniper) between the barrels. The badge is awarded to soldiers who qualify on the Infantry Snipers Course.

### *Royal Cypher and Crown*



**Royal Cypher and Crown**

Worn by officers holding an appointment to the Sovereign (Aide-de-Camp General, Aide-de-Camp, Honorary Aide-de-Camp, Equerry, Extra Equerry, Honorary Chaplain, Honorary Physician, Honorary Surgeon, Honorary Dental Surgeon, and Honorary Nursing Sister).

### *Recruit Instructor*



**Recruit Instructor**

The letters RI (recruit instructor) above a scroll bearing the Unit title 1 RTB (1st Recruit Training Battalion), backed by a demi-wreath of laurel. The badge is issued to all personnel who served in the Battalion as a instructor.




*Pilot*



**Pilot**

The Royal Crest, backed by a pair of wings.


*Observer*



**Observer**

The Crown; below, the letter O (observer) with a single wing.


*Loadmaster*



**Loadmaster**

The Crown; below, the letter L (loadmaster) within a laurel wreath, and a single wing.

*Technician*



**Technician**

The Crown; below, the letter T (technician) within a laurel wreath, and a single wing.


*Physical Training Instructor*



**Physical Training Instructor**

The letters PTI (physical training instructor) within a wreath, backed by a diamond.


*Parachutist*



**Parachutist**

A white parachute backed by a pair of drooping (pale blue) wings.


*Parachutist (Special Air Service Regiment)*



**Parachutist  
(Special Air Service Regiment)**

A parachute backed by a pair of spread wings.

*Parachutist (3rd Battalion, The Royal Australian Regiment)*



**Parachutist (3rd Battalion,  
The Royal Australian Regiment)**

A (pale blue) parachute backed by a pair of drooping wings, all with a maroon background. The badge is that of the 1st Australian Parachute Battalion of the 2nd AIF.


*Parachutist (Commando)*



**Parachutist (Commando)**

A parachute backed by a pair of (black) drooping wings on a green background.

*Parachute Jump Instructor*



**Parachute Jump Instructor**

A parachute within a wreath with a single wing; the whole surmounted by the Crown.

*Parachute Rigger*



**Parachute Rigger**

A wreath of laurel backed by a boomerang and a parachute.

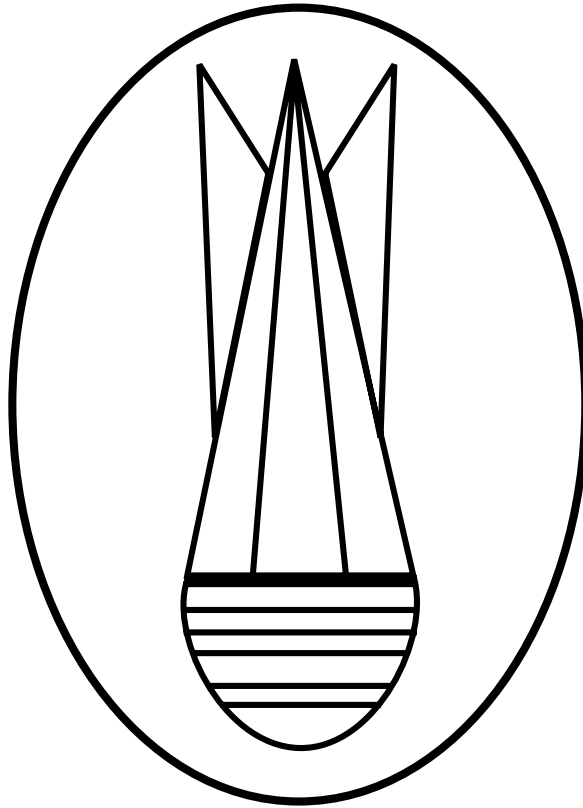
*Air Dispatch*



**Air Dispatch**

Within a circle bearing the initials of the Royal Australian Corps of Transport and a pair of wings, the letters AD (air dispatch), above the Crown.


*Explosive Ordnance Disposal*



**Explosive Ordnance Disposal**

An old style aerial bomb on a scarlet background.

*Ammunition Technical Officer*




**Ammunition Technical Officer**

A flaming bomb above a demi wreath of wattle.




*Musician*



**Musician**

Below the Crown a lyre backed by oak leaves.

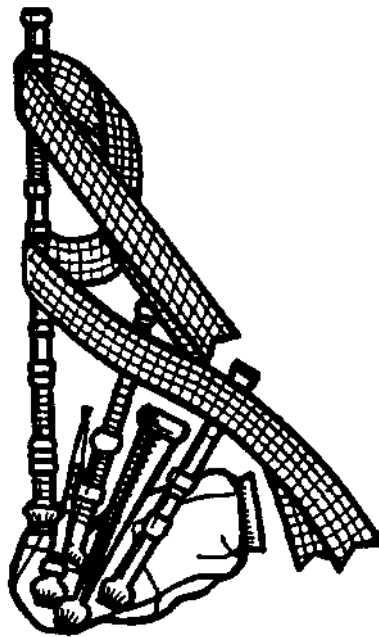
*Drummer*



**Drummer**

A rope tensioned side drum.

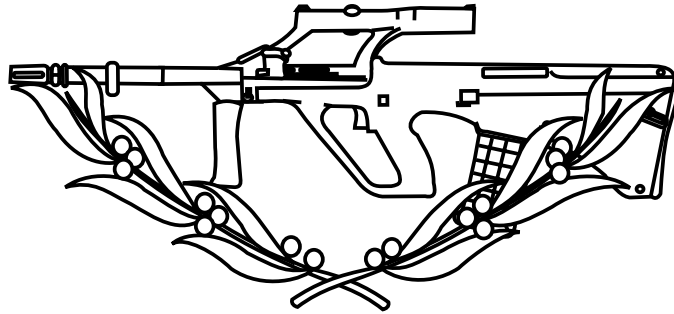
*Piper*



**Piper**

A set of bag pipes.

*Army Individual Readiness Notification Badge*



**Army Individual Readiness Notification Badge**

A 5.56mm F88 Steyr rifle (the Army's all-arms rifle) with a demi wreath of wattle (the wreath signifying victory).